

\ fees and charges

Benchmarking Club 2016

Barchester Council

compared with

12 Other Club Members

FINAL REPORT

This is a sample report. The averages contained within this report have been adjusted so they do not reflect true club averages.

Normally we would include a separate key with this report which would indicate which letter stood for which comparator.

Copyright:
CIPFA Business Limited
77 Mansell Street, London, E1 8AN
Tel: 020 7543 5600

\ fees and charges 2016

Introduction

This report compares your authority with the group of authorities specified on the front cover. The report closely follows the order of the questionnaire and you may find it helpful to have a copy of your questionnaire to hand when looking through the report.

One of the key drivers of income generation are the discretionary fees and charges levied by local authorities. To that end, CIPFA are launching a new Fees & Charges Benchmarking exercise. Following on from our successful Income Generation Profiles and Income Generation Management Reports, the new exercise will drill-down into the discretionary charges levied for key services and allow local authorities to fully understand what their peers are charging for similar services. Only by understanding how your charges compare to your peers will you be able to develop informed strategies around charging for services.

This is the first year of the benchmarking club with CIPFA and in order to move the club forward we would like to hear your thoughts on how we can improve the service, either by changing the data collected or by analysing it in different ways.

The aim of the exercise is not to pass judgement on the delivery of your service, as the nature of the area is far too complex for such a simplistic approach. Instead the exercise seeks to provide comparisons which highlight the differences between organisations' practices and experiences.

We hope these comparisons will highlight areas where managers can use their resources more efficiently, or adopt different approaches. The report provides a wide range of comparisons and we hope that all members will find something of interest.

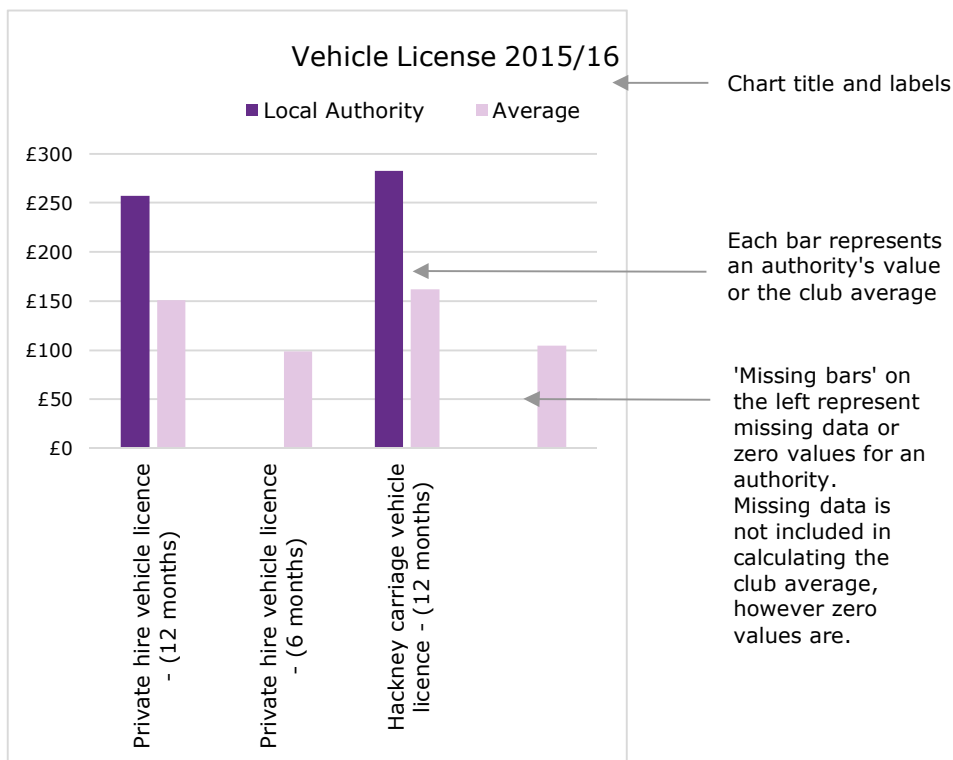
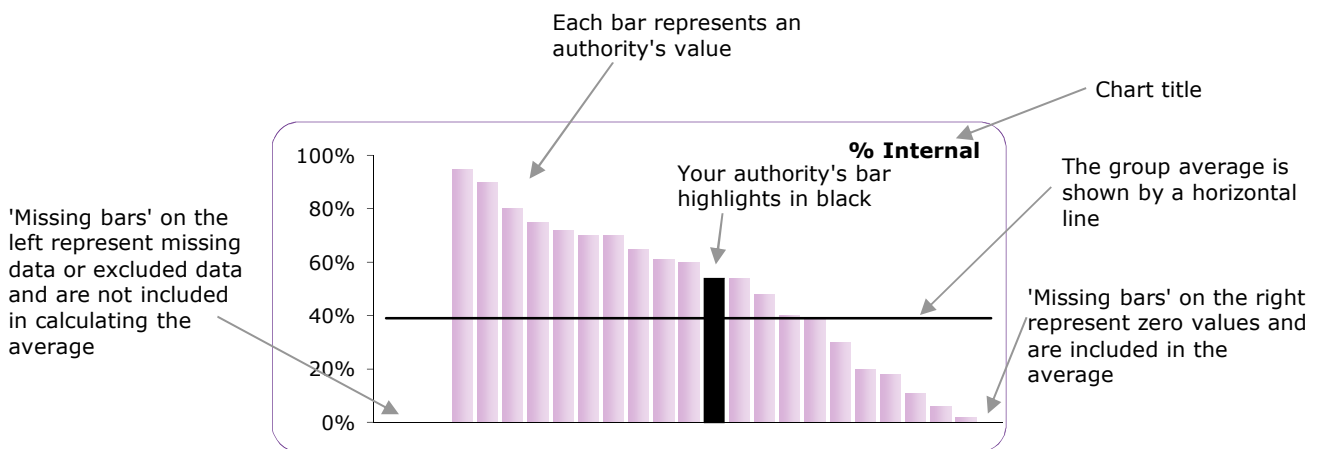
If there is any way we can improve the reports, please do not hesitate to contact us. The aim of the club structure is that it is the users who are the experts and who know what they need best.

Useful Information

Averages: Almost all of our tables and charts compare your figure with a group average. The average is the unweighted mean value for the group. This average value ignores missing data, or data that we have excluded and for this reason sets of averages sometimes do not reconcile precisely.

Charts: We display a large amount of data on charts as this allows us to show data for entire groups efficiently and gives far more information than a simple average (i.e. range of data, individual authority values etc.) Below we have annotated some examples of the charts we use.

Full Group Bar Charts: These are our standard method of displaying a full set of data



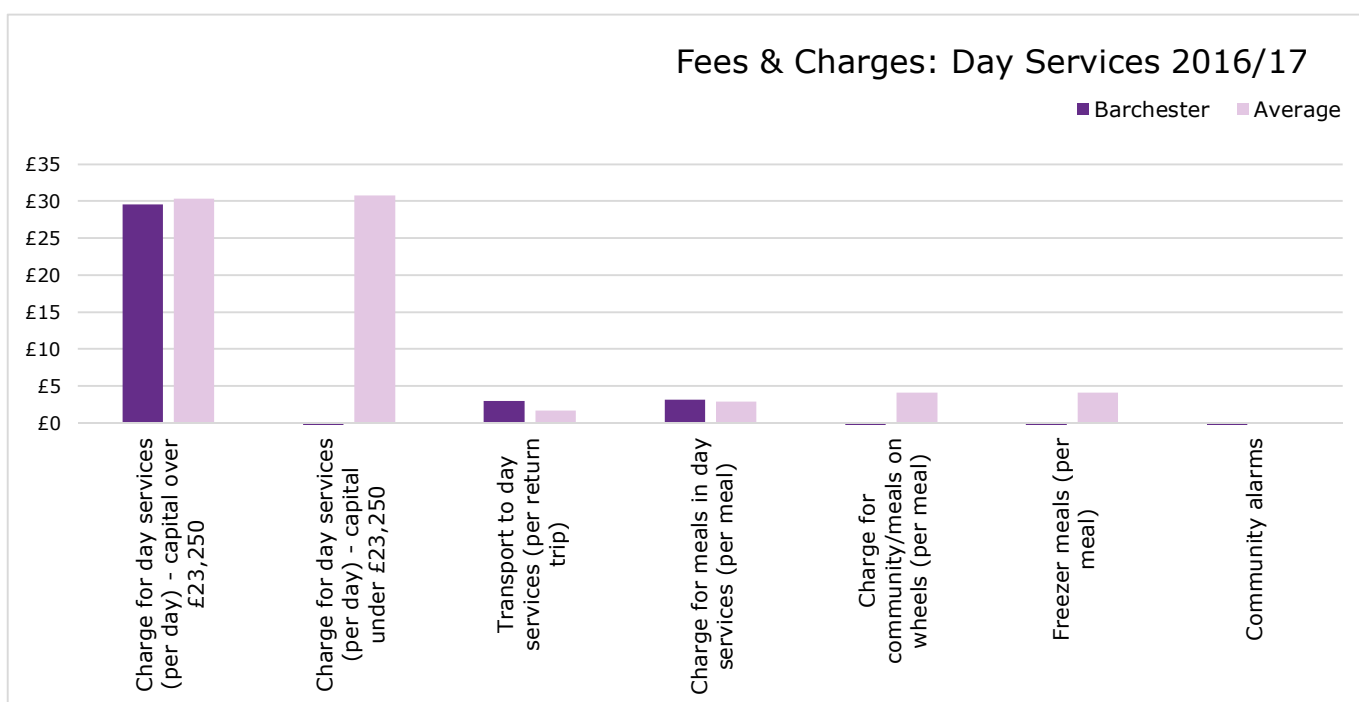
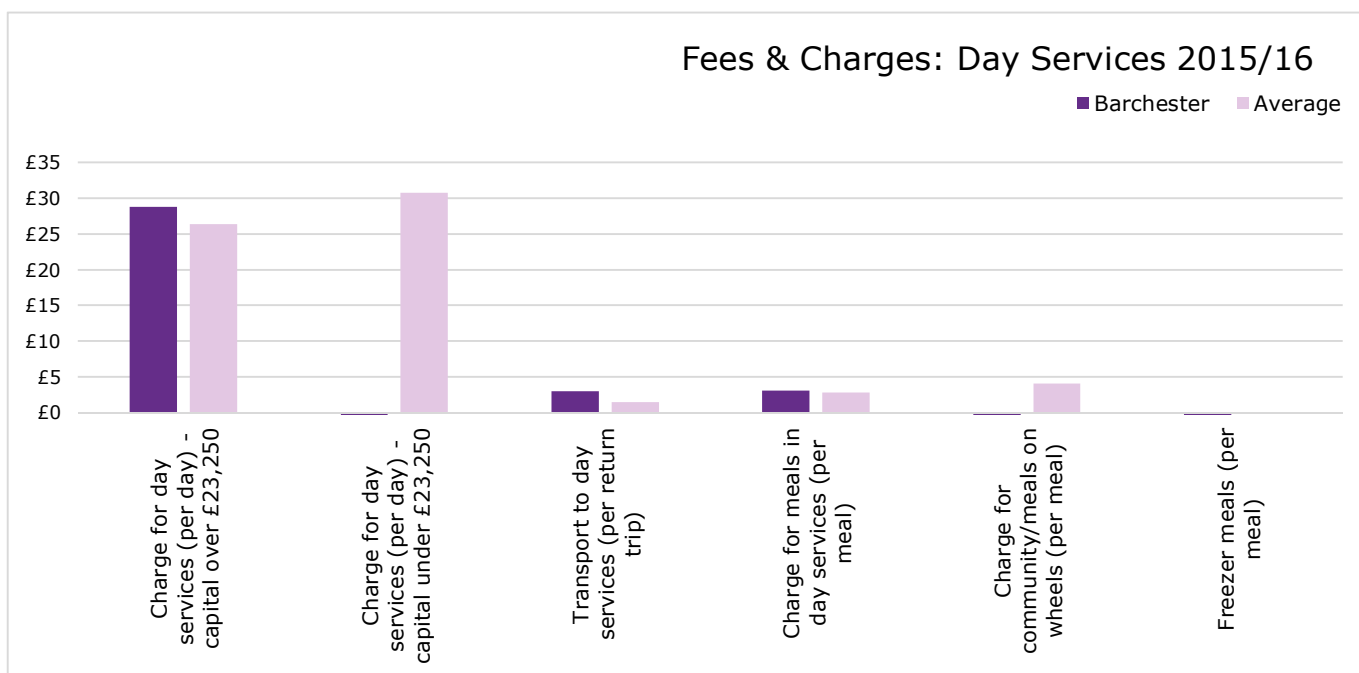
\ fees and charges 2016

Contents

Section	Page
1. Health & Social Care	5
2. Cemeteries & Crematoria	7
3. Highways & Transport	11
4. Licensing	13
5. Environmental Health	20
6. Leisure, Culture & Young People Portfolio	23
7. Regeneration Portfolio	27
8. Resources Portfolio	32

SECTION 1 - HEALTH & SOCIAL CARE

Adult Social Care - Day Services



Day Services	Barchester 2015/16	Average 2015/16	Barchester 2016/17	Average 2016/17
Charge for day services per day- capital over £23,250	£28.80	£26.38	£29.52	£30.34
Charge for day services per day- capital under £23,250	na	£30.75	na	£30.75
Transport to day services (per return trip)	£3.00	£1.50	£3.00	£1.67
Charge for meals in day services (per meal)	£3.09	£2.85	£3.17	£2.89
Charge for community/meals on wheels (per meal)	na	£4.05	na	£4.05
Freezer meals (per meal)	na	£4.05	na	£4.05
Community alarms	na	£2.45	na	£2.48

Adult Social Care - Respite & Home Care

Respite & Home Care	Barchester 2015/16	Average 2015/16	Barchester 2016/17	Average 2016/17
Adult respite care (per week)	£89.60	£92.42	na	£96.90
Hourly charge for home care - capital over £23,250	£11.48	£11.65	£11.76	£12.09
Hourly charge for home care - capital under £23,250	na	£11.96	na	£11.96

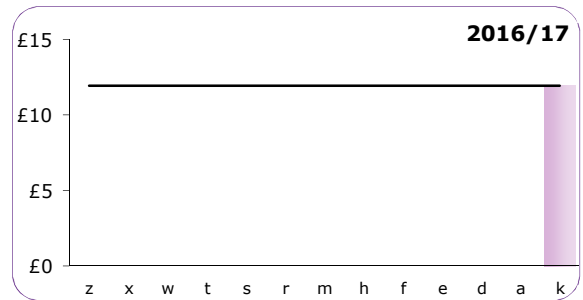
Adult Respite Care (per week)



Home Care Hourly Charge - capital over £23,250



Home Care Hourly Charge - capital under £23,250

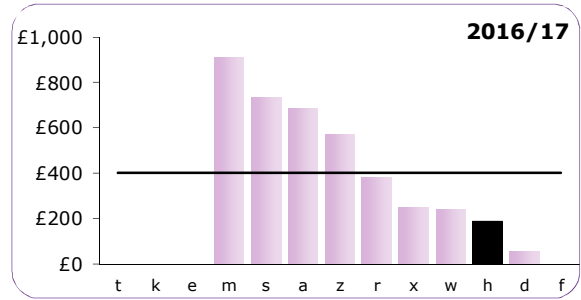
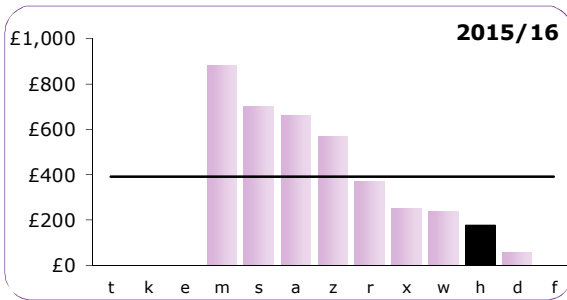


SECTION 2 - CEMETERIES & CREMATORIA

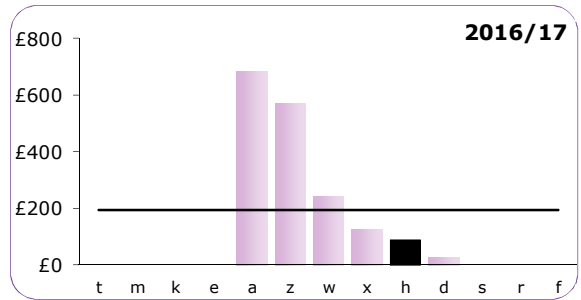
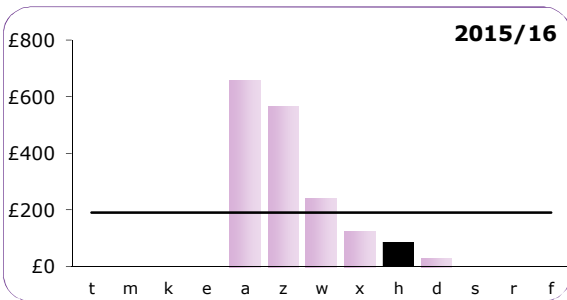
Resident Charges

Cemeteries - Grave Purchase	Barchester 2015/16	Average 2015/16	Barchester 2016/17	Average 2016/17
Child under 12	£180.00	£391.20	£190.00	£401.61
Foetus	£86.00	£189.61	£90.00	£193.57
Adult (including right to erect a memorial)	£1,010.00	£705.10	£1,060.00	£732.21

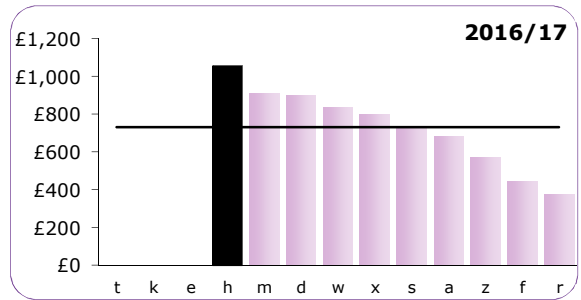
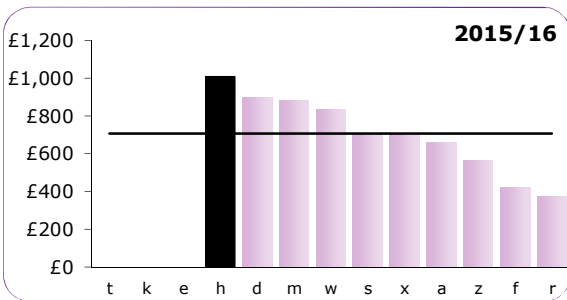
Child under 12



Foetus

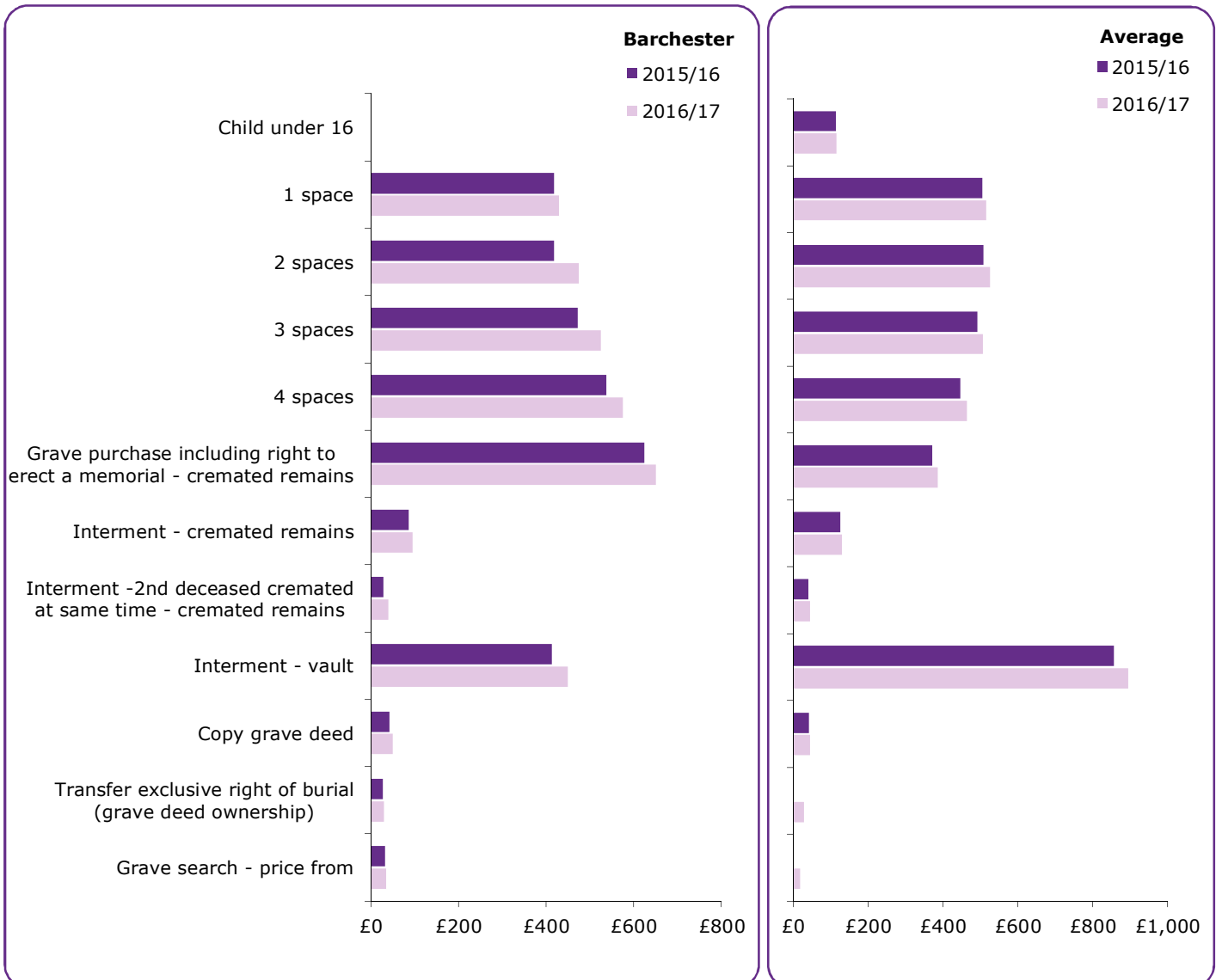


Adult (including right to erect a memorial)



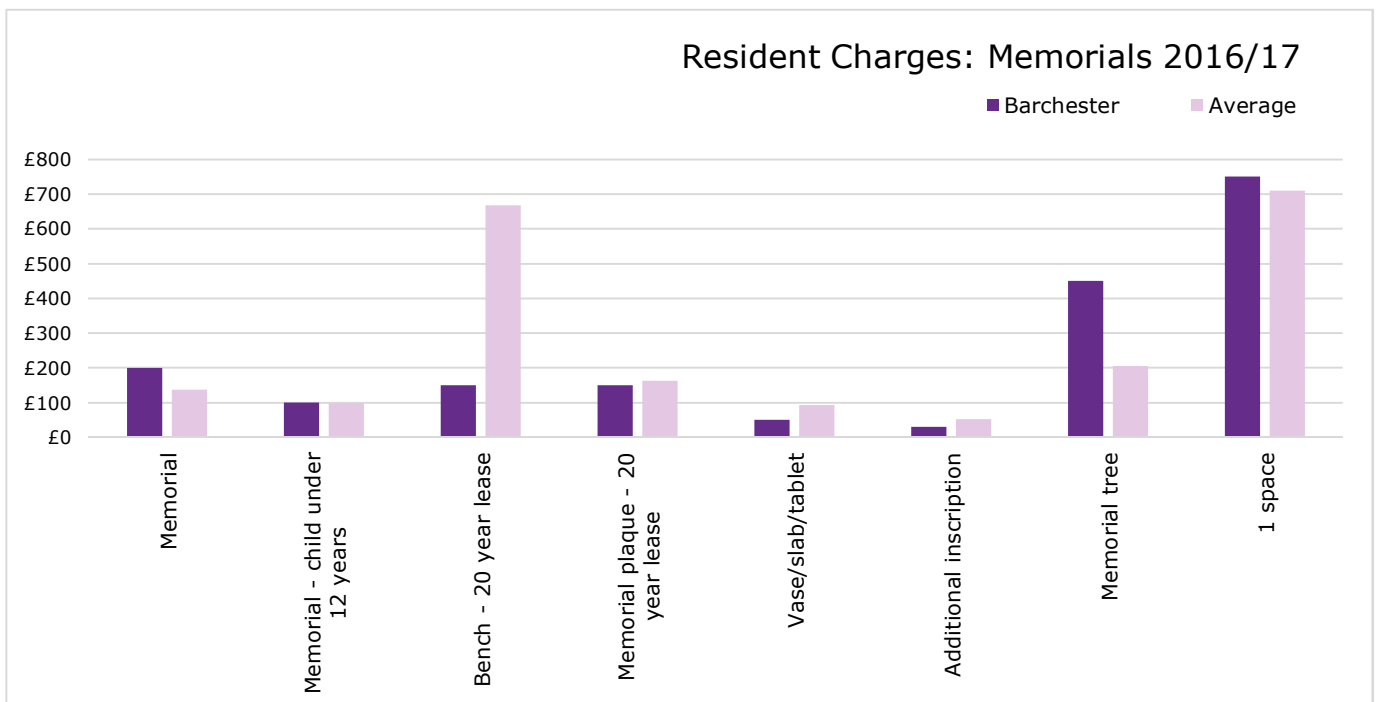
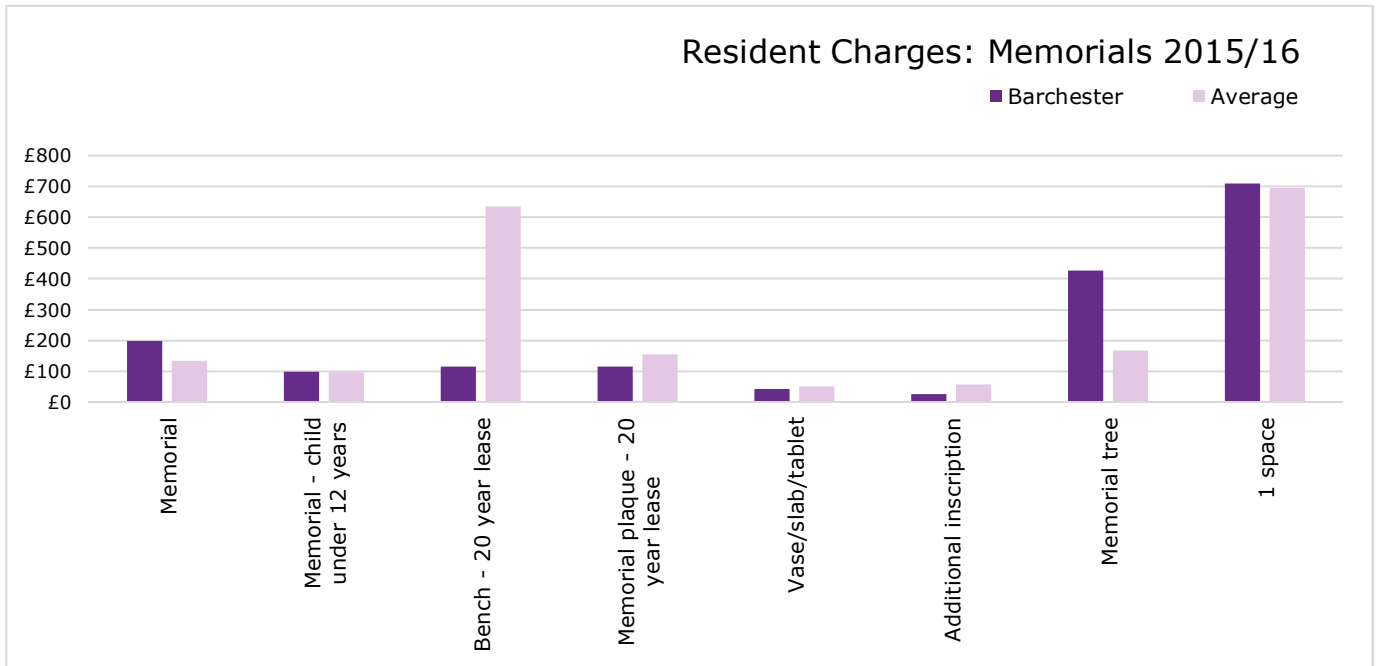
Resident Charges

Interment (including woodland burials)	Barchester 2015/16	Average 2015/16	Barchester 2016/17	Average 2016/17
Child under 16	na	£113.57	na	£116.12
1 space	£418.00	£504.91	£430.00	£516.16
2 spaces	£418.00	£508.66	£475.00	£525.54
3 spaces	£472.00	£492.00	£525.00	£506.63
4 spaces	£537.00	£446.00	£575.00	£463.75
Grave purchase including right to erect a memorial - cremated remains	£624.00	£372.14	£650.00	£385.57
Interment - cremated remains	£86.00	£126.03	£95.00	£130.66
Interment -2nd deceased cremated at same time - cremated remains	£29.00	£40.58	£40.00	£44.67
Interment - vault	£413.00	£857.51	£450.00	£895.46
Copy grave deed	£42.00	£41.77	£50.00	£44.24
Transfer exclusive right of burial (grave deed ownership)	£27.00	£27.58	£30.00	£28.13
Grave search - price from	£32.00	£18.08	£35.00	£18.82



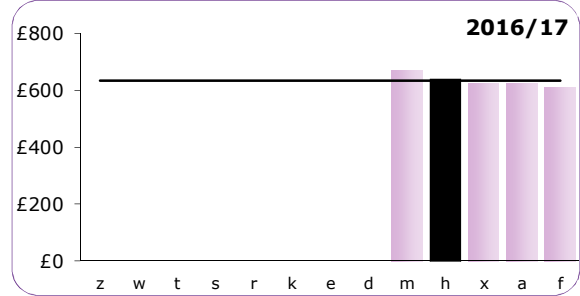
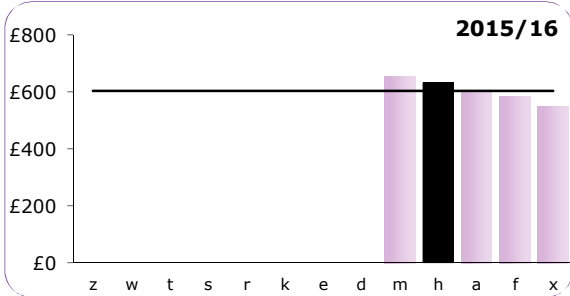
Resident Charges

Memorials	Barchester 2015/16	Average 2015/16	Barchester 2016/17	Average 2016/17
Right to Erect - Memorial	£199.00	£134.79	£200.00	£137.68
Right to Erect - Memorial - child under 12 years	£100.00	£96.08	£100.00	£98.12
Right to Erect - Bench - 20 year lease	£116.00	£634.28	£150.00	£667.56
Right to Erect - Memorial plaque - 20 year lease	£116.00	£155.00	£150.00	£163.50
Right to Erect - Vase/slab/tablet	£44.00	£51.11	£50.00	£92.64
Right to Erect - Additional inscription	£26.00	£58.41	£30.00	£52.85
Right to Erect - Memorial tree	£426.00	£167.50	£450.00	£205.69
Cemeteries (Weekend Charges) - Interment - 1 space	£710.00	£695.40	£750.00	£711.00

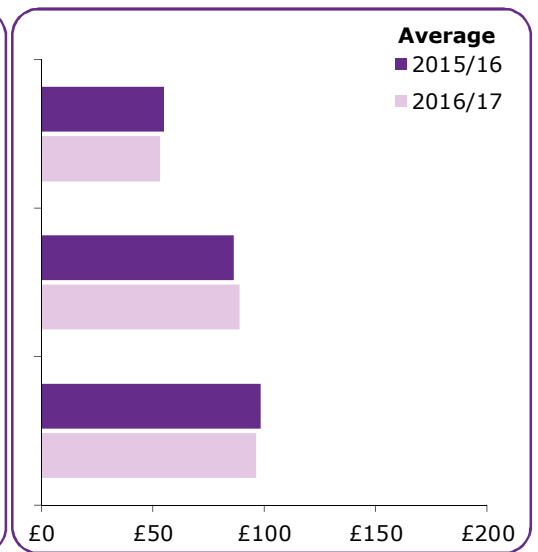


Resident Charges

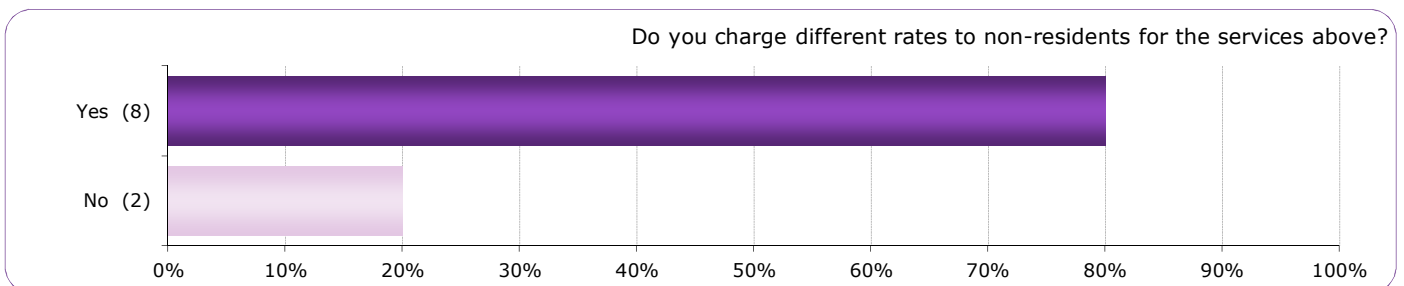
Cremation Fees - Adult	Barchester	Average
2015/16	£633.00	£604.20
2016/17	£640.00	£634.40



Book of Remembrance	Barchester 2015/16	Average 2015/16	Barchester 2016/17	Average 2016/17
2 lines	£83.00	£55.10	£90.00	£53.25
3 lines	£120.00	£86.40	£125.00	£89.00
4 & 5 lines	£156.00	£98.40	£175.00	£96.25



Non-Resident Charges





Barchester	
Do you charge different rates to non-residents for the services above?	yes

SECTION 3 - HIGHWAYS AND TRANSPORT

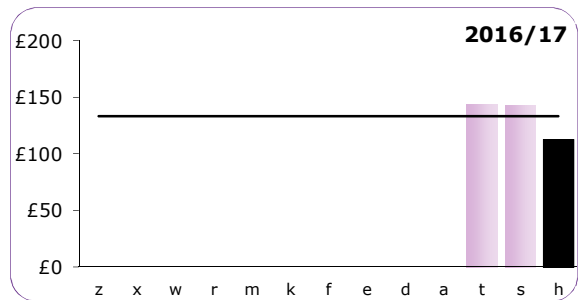

Transport Services

HGV Test Fees	Barchester 2015/16	Average 2015/16	Barchester 2016/17	Average 2016/17
2 axle	£91.00	£108.67	£91.00	£108.67
3 axle	£113.00	£133.33	£113.00	£133.33
4 axle	£137.00	£157.00	£137.00	£157.00



2 axle HGV Test Fees



3 axle HGV Test Fees



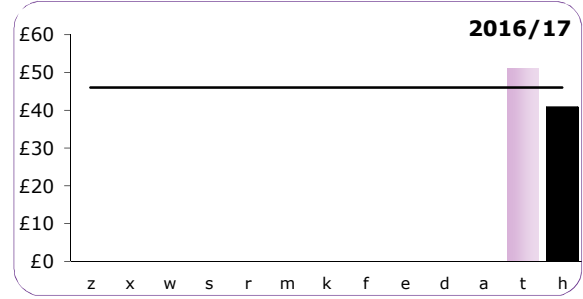
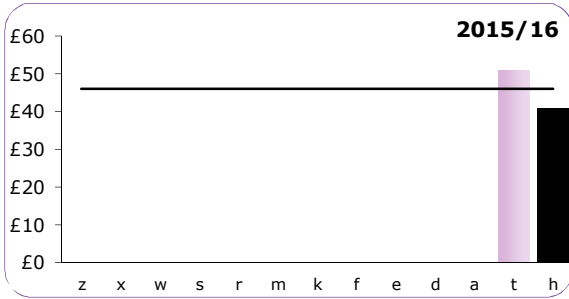
4 axle HGV Test Fees



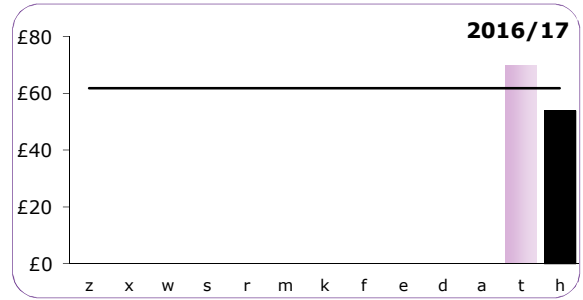
Transport Services

HGV Trailer Test Fees	Barchester 2015/16	Average 2015/16	Barchester 2016/17	Average 2016/17
1 axle	£41.00	£46.00	£41.00	£46.00
2 axle	£54.00	£62.00	£54.00	£62.00
3 axle	£64.00	£74.00	£64.00	£74.00

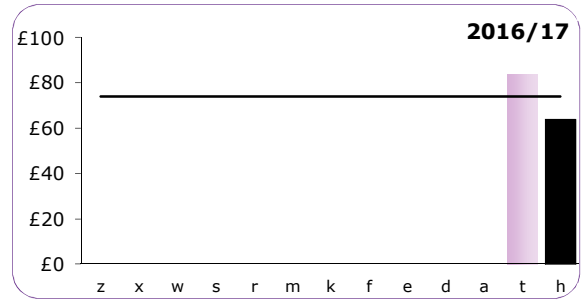

1 axle HGV Trailer Test Fees



2 axle HGV Trailer Test Fees



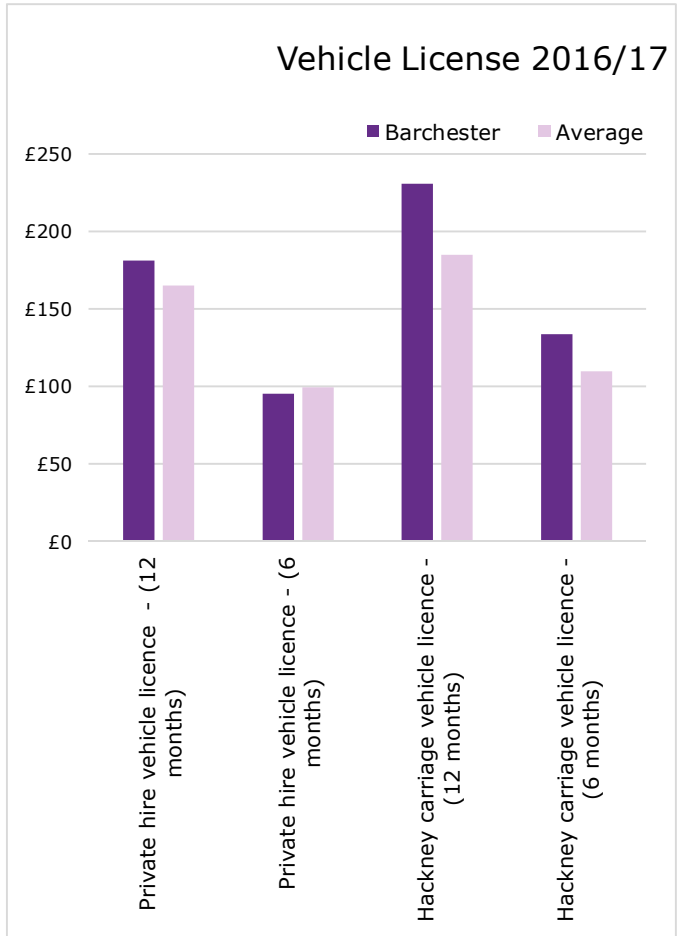
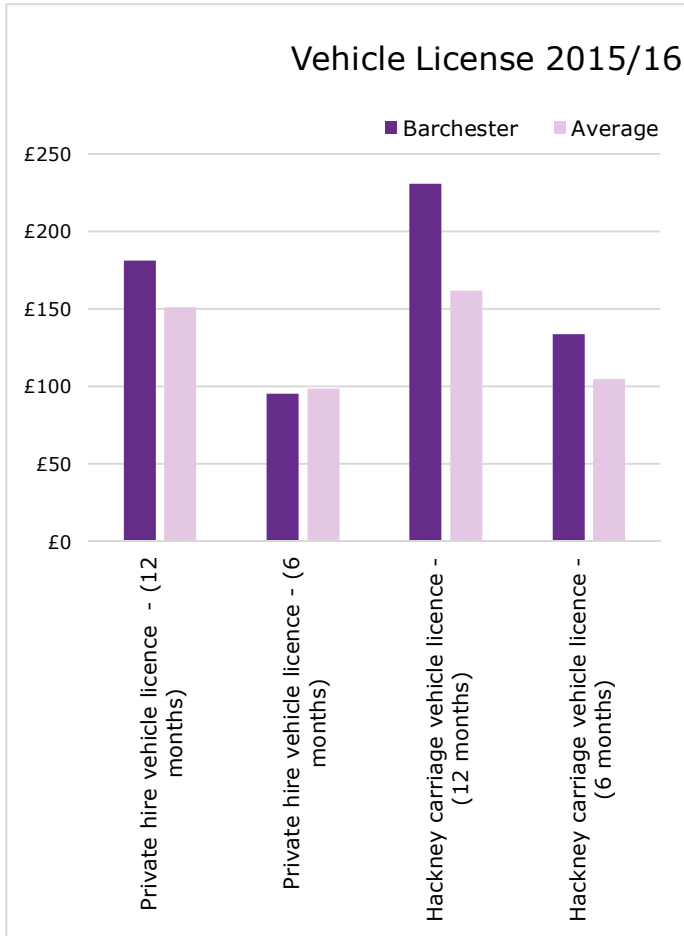
3 axle HGV Trailer Test Fees



SECTION 4 - LICENSING

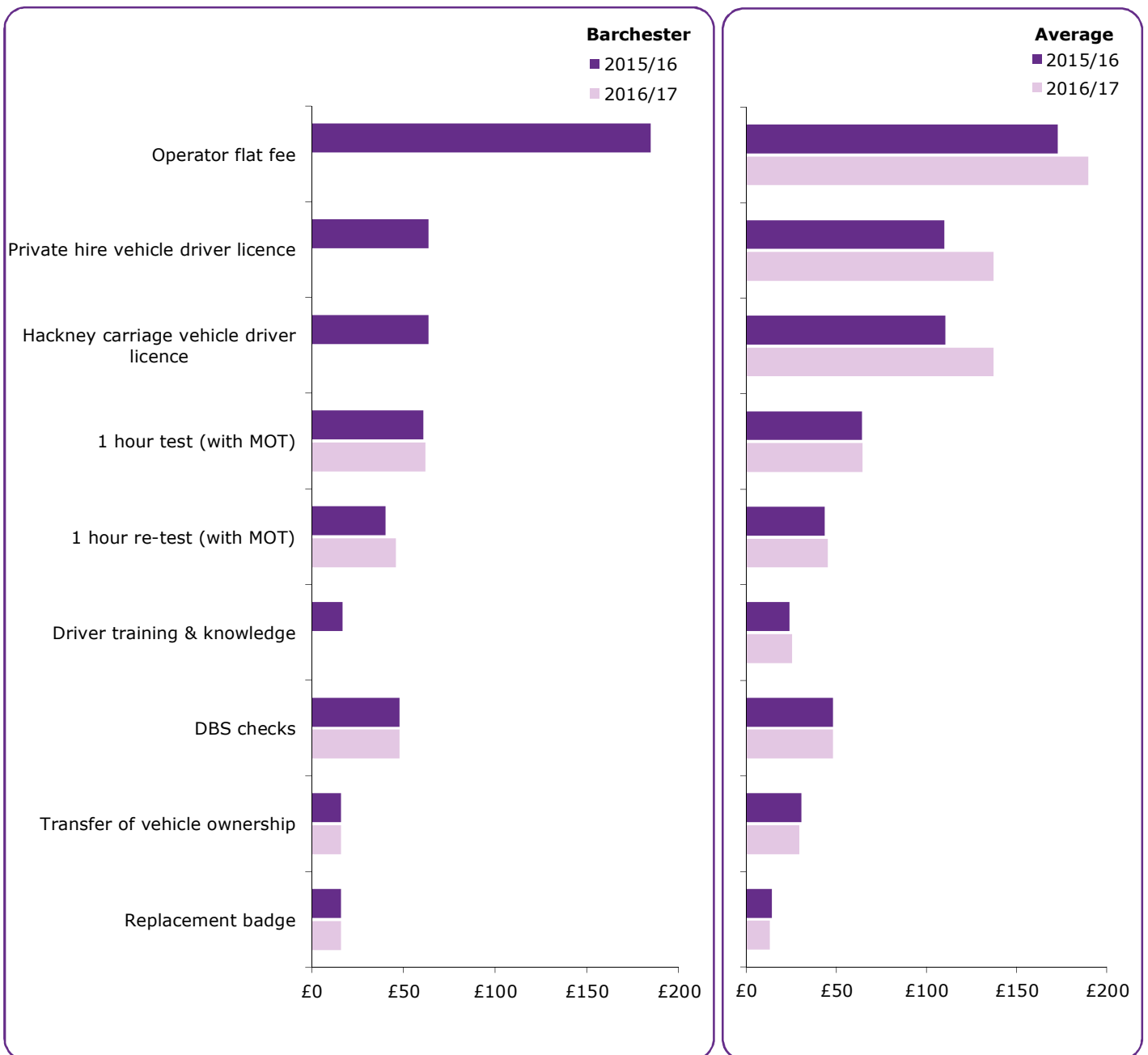
Hackney Carriage & Private Vehicle Licensing

Vehicle License	Barchester 2015/16	Average 2015/16	Barchester 2016/17	Average 2016/17
Private hire vehicle licence - (12 months)	£181.30	£150.93	£181.30	£165.20
Private hire vehicle licence - (6 months)	£95.30	£98.58	£95.30	£99.26
Hackney carriage vehicle licence - (12 months)	£230.80	£161.97	£230.80	£184.84
Hackney carriage vehicle licence - (6 months)	£133.80	£104.99	£133.80	£109.84



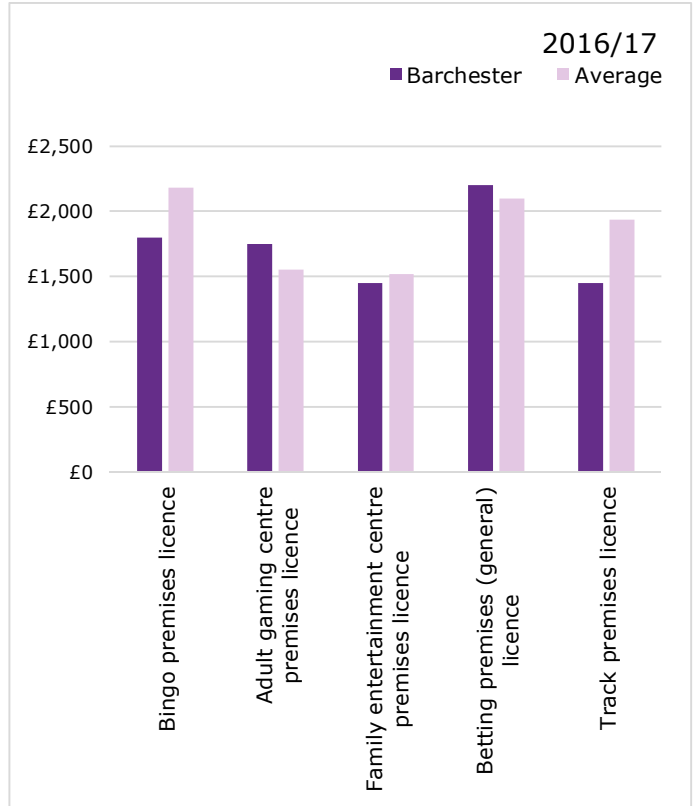
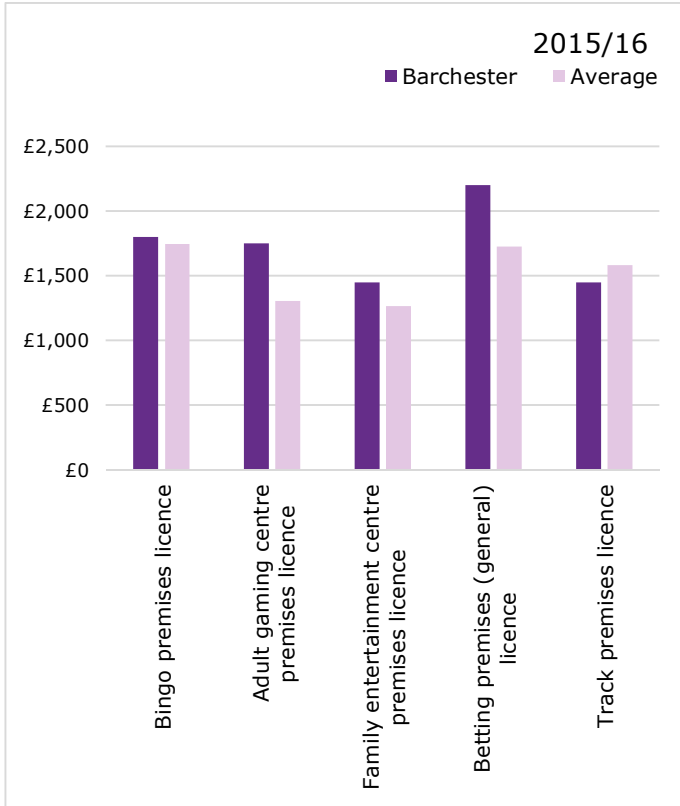
Hackney Carriage & Private Vehicle Licensing

Vehicle Operator Licences	Barchester 2015/16	Average 2015/16	Barchester 2016/17	Average 2016/17
Operator flat fee	£184.70	£172.67	na	£189.69
Private hire vehicle driver licence	£63.60	£109.79	na	£137.27
Hackney carriage vehicle driver licence	£63.60	£110.42	na	£137.27
1 hour test (with MOT)	£60.95	£64.31	£62.00	£64.52
1 hour re-test (with MOT)	£40.30	£43.47	£46.00	£45.37
Driver training & knowledge	£17.00	£24.13	na	£25.53
DBS checks	£48.00	£48.20	£48.00	£48.20
Transfer of vehicle ownership	£15.90	£30.50	£16.00	£29.38
Replacement badge	£15.90	£14.18	£16.00	£12.94

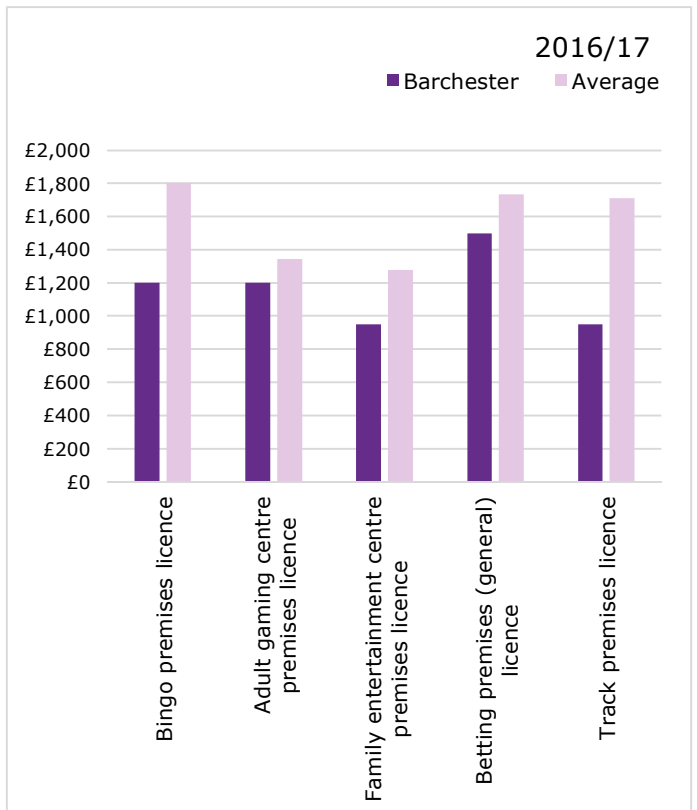
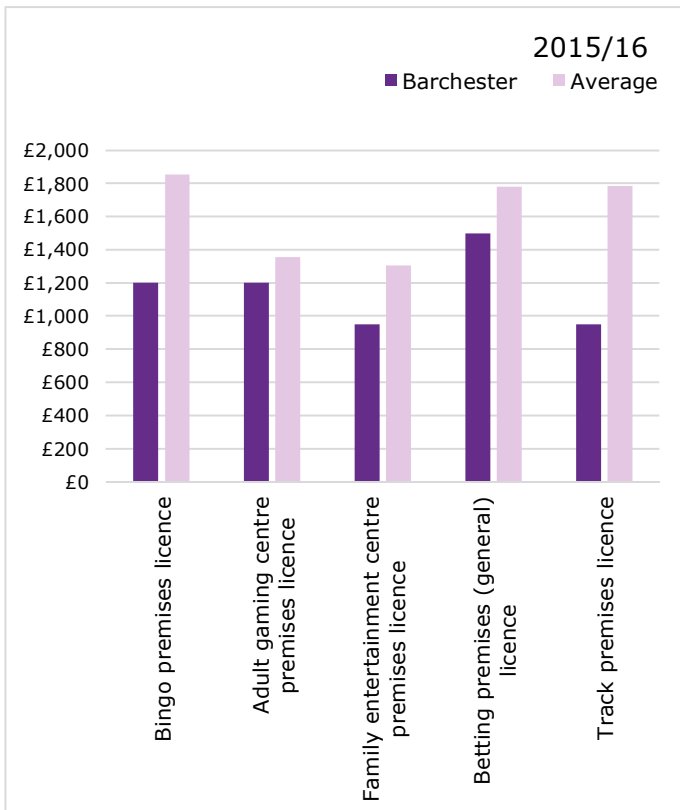


Gambling Licensing

Maximum application fee for non-fast track advance application

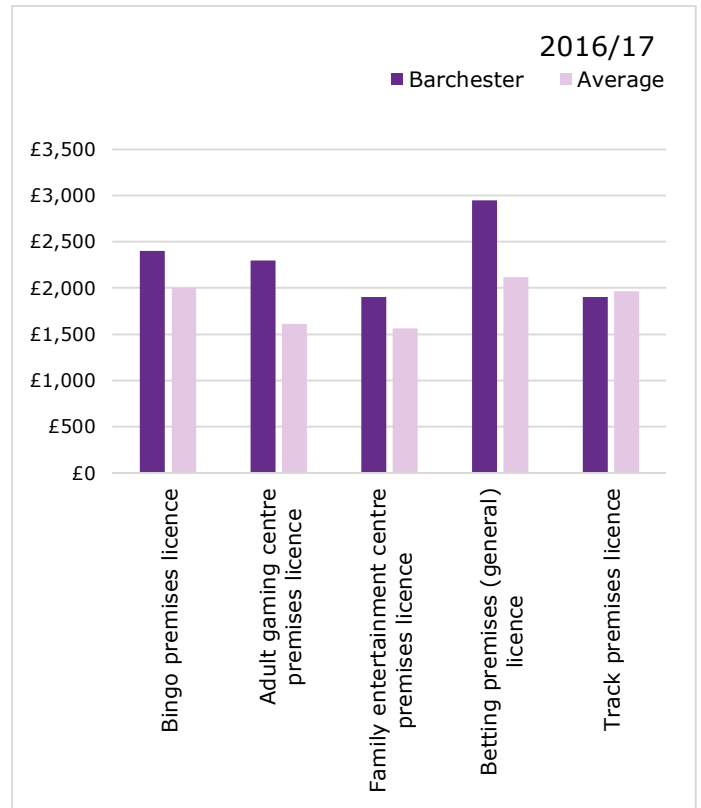
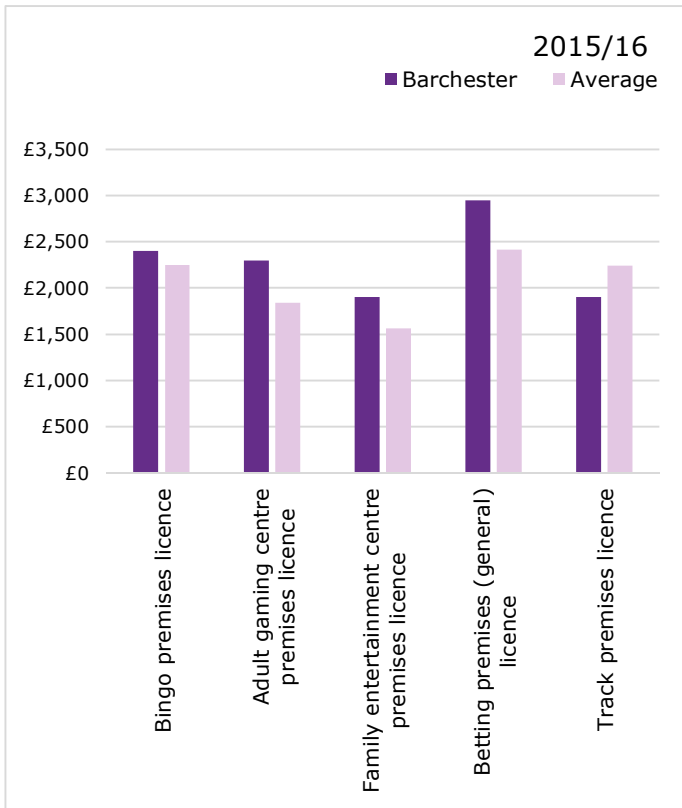


Maximum application fee for provisional statement premises

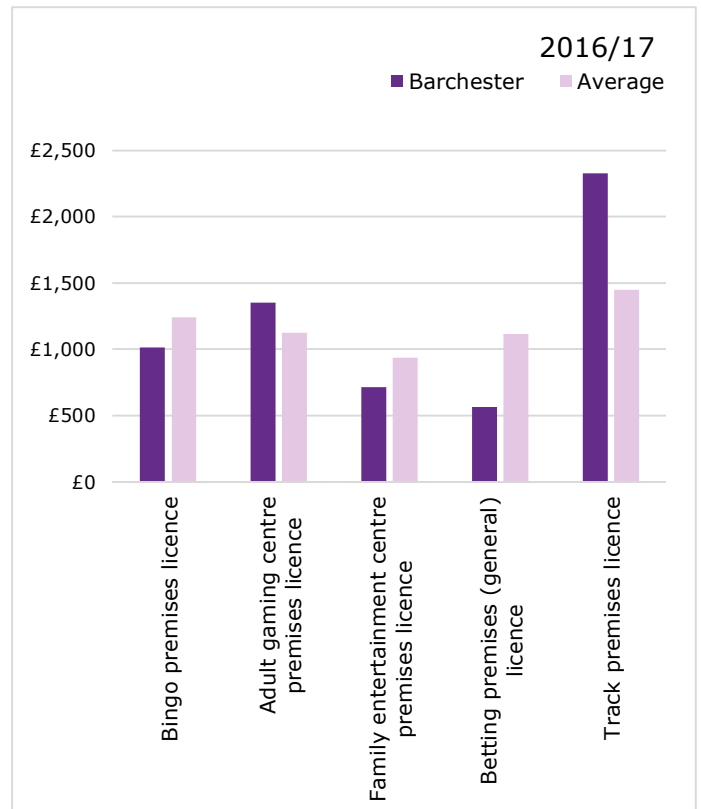
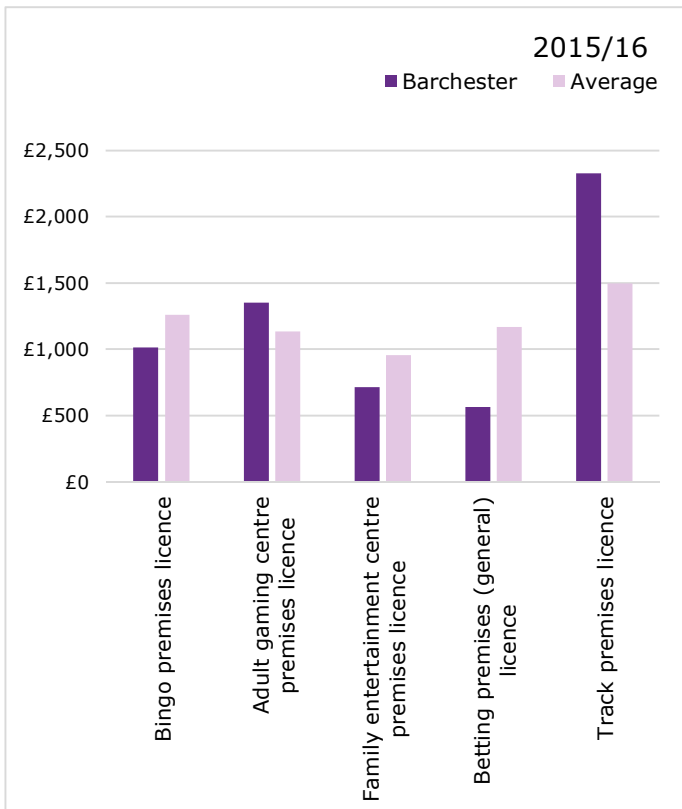


Gambling Licensing

Maximum application fee in respect of other premises

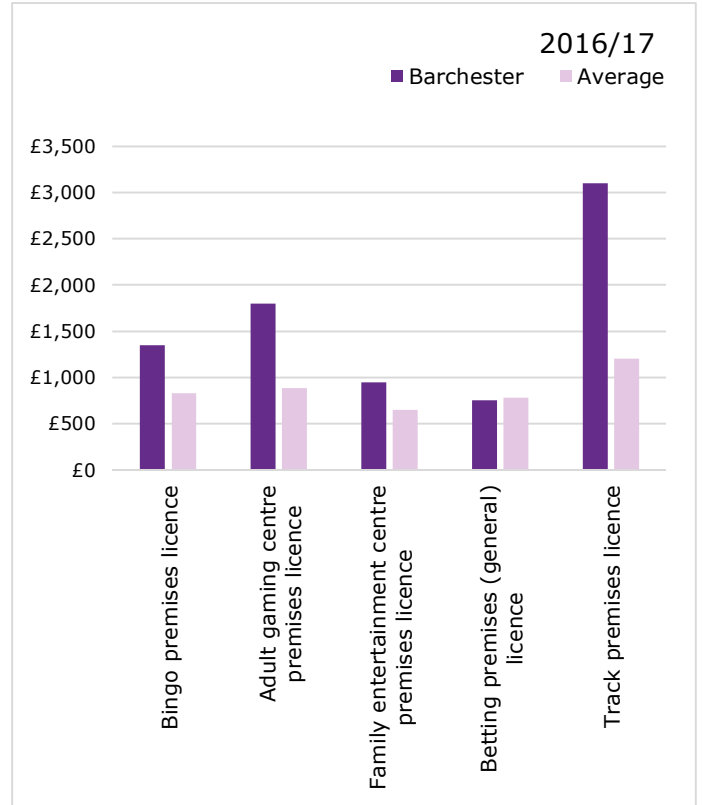
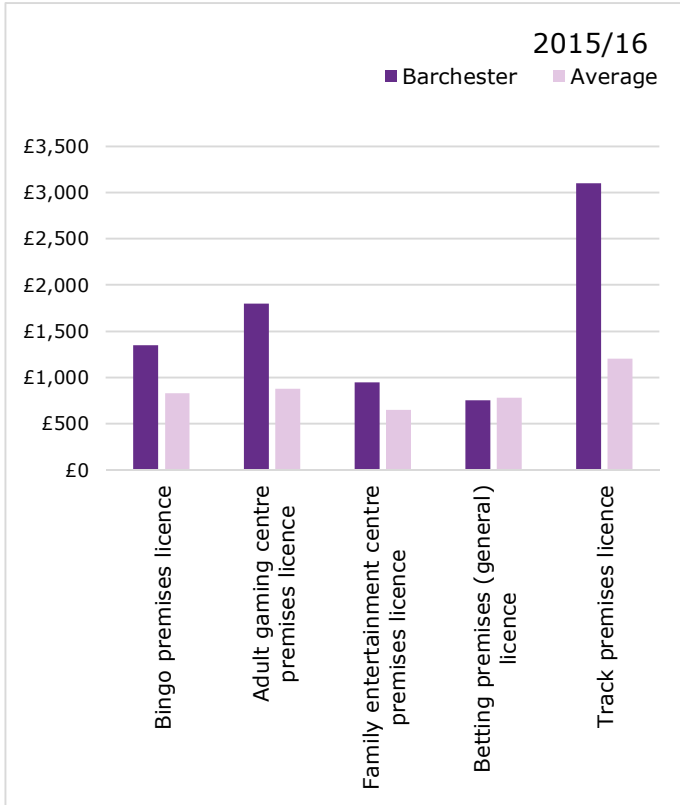


Maximum first annual fee

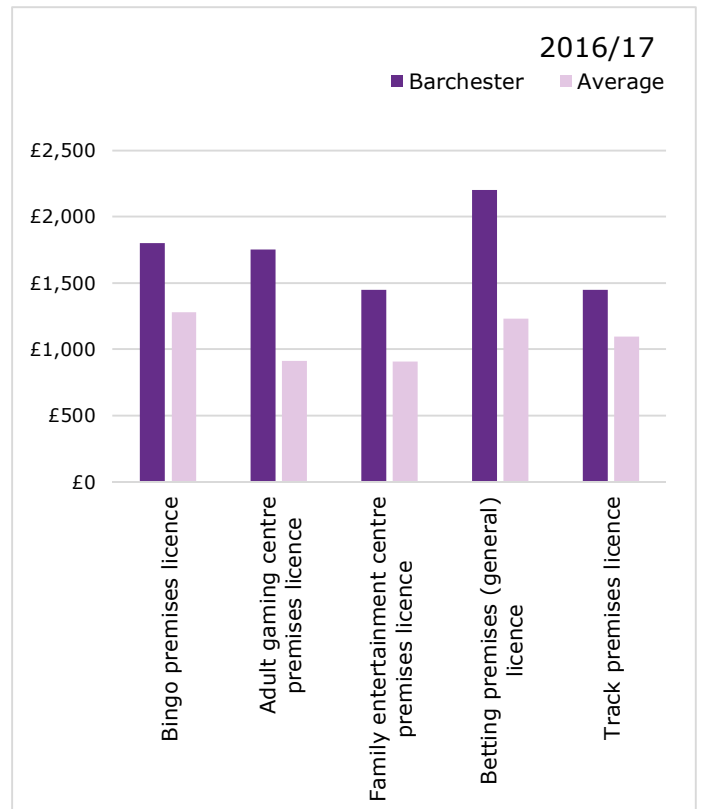
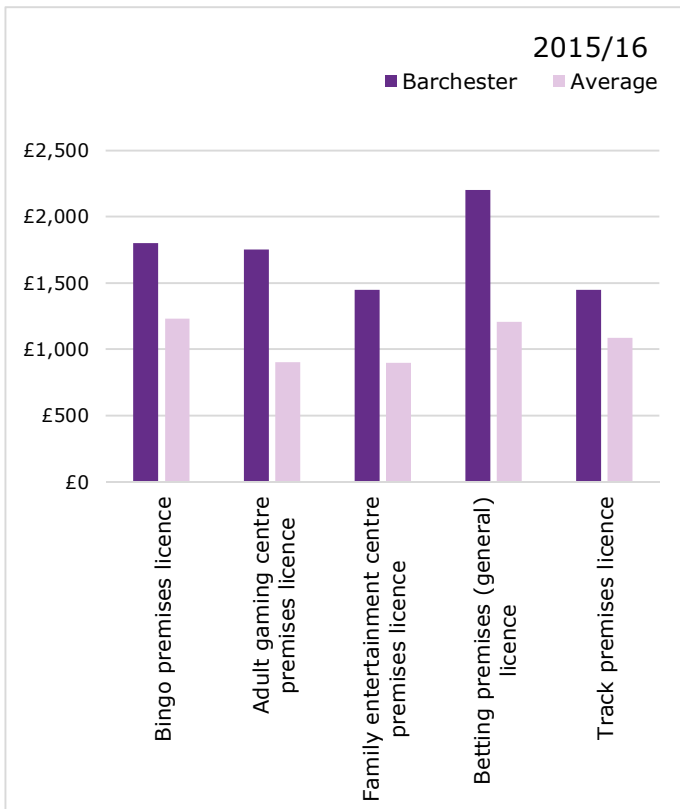


Gambling Licensing

Maximum annual fee

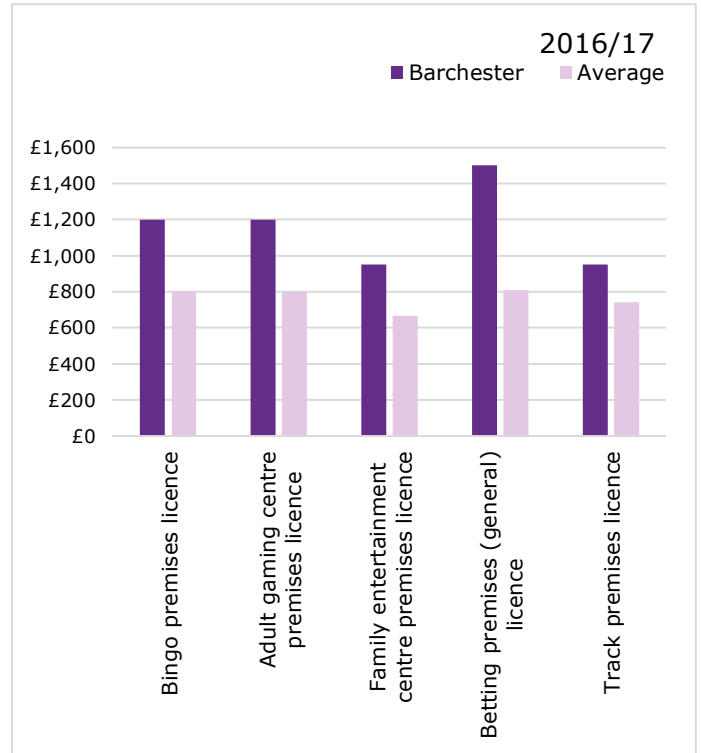
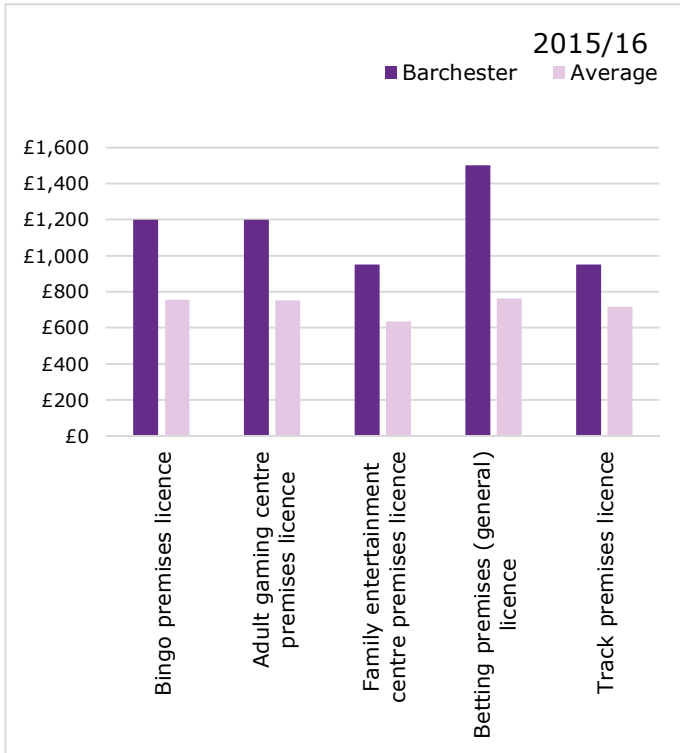


Maximum fee for application to vary licence



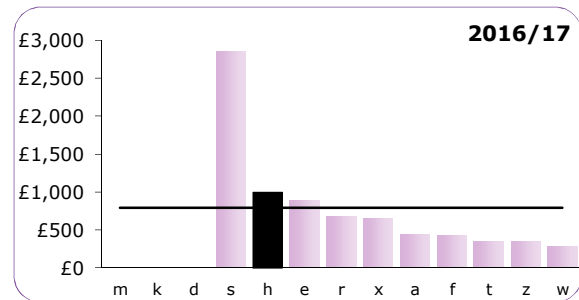
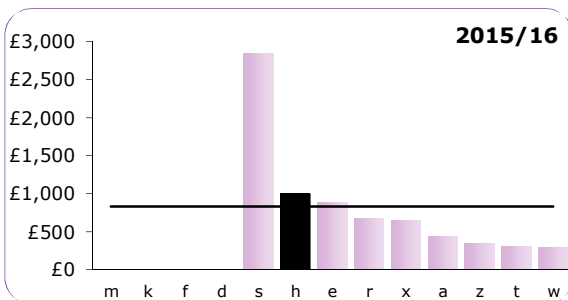
Gambling Licensing

Maximum fee for application to transfer/reinstatement

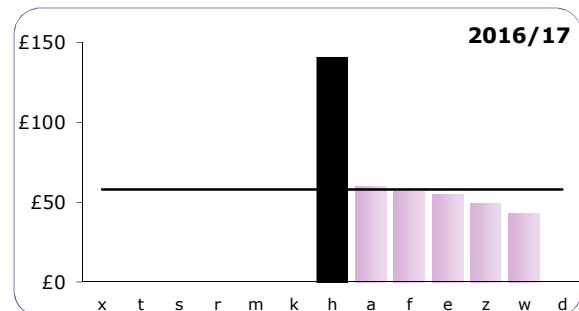
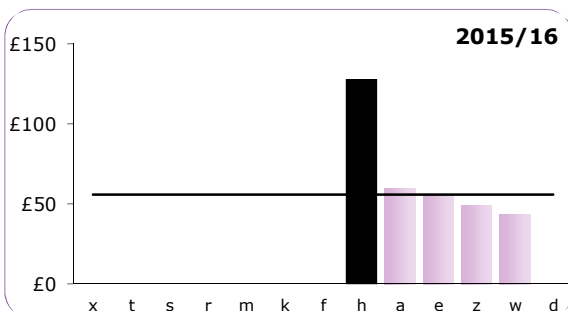


Other Licensing

Street Trading Consent - 12 months	Barchester	Average
2015/16	£999.10	£827.47
2016/17	£999.10	£793.40

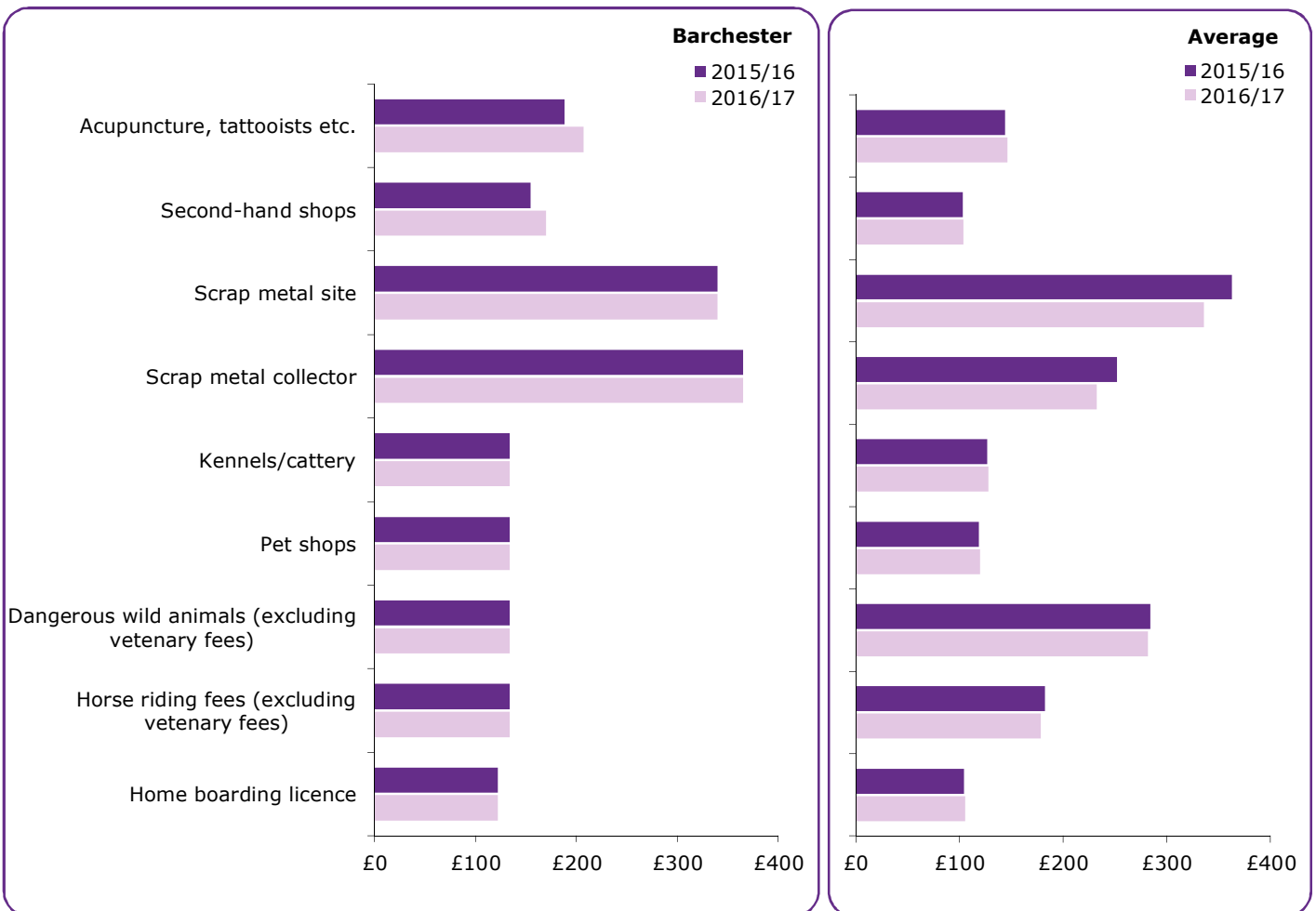


Food - Export Certificates- cost of initial visit	Barchester	Average
2015/16	£128.00	£55.92
2016/17	£141.00	£58.00

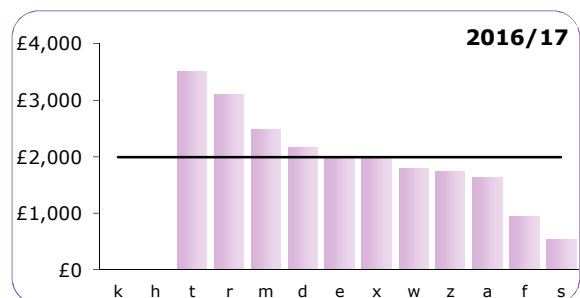
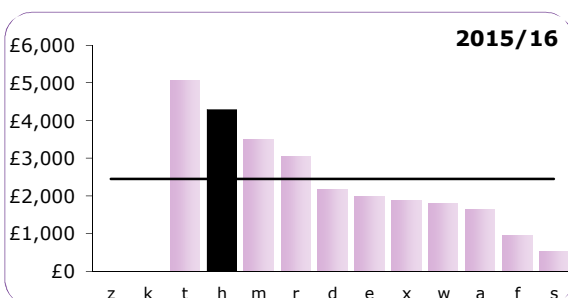


Other Licensing

Miscellaneous Licence Fees	Barchester 2015/16	Average 2015/16	Barchester 2016/17	Average 2016/17
Acupuncture, tattooists etc.	£188.49	£143.61	£207.00	£146.42
Second-hand shops	£154.50	£103.23	£169.90	£103.73
Scrap metal site	£340.00	£362.86	£340.00	£336.01
Scrap metal collector	£365.00	£251.72	£365.00	£232.42
Kennels/cattery	£134.20	£126.65	£134.20	£127.83
Pet shops	£134.20	£118.89	£134.20	£119.99
Dangerous wild animals (excluding veterinary fees)	£134.20	£284.28	£134.20	£281.76
Horse riding fees (excluding veterinary fees)	£134.20	£182.56	£134.20	£178.44
Home boarding licence	£122.00	£104.53	£122.00	£105.46



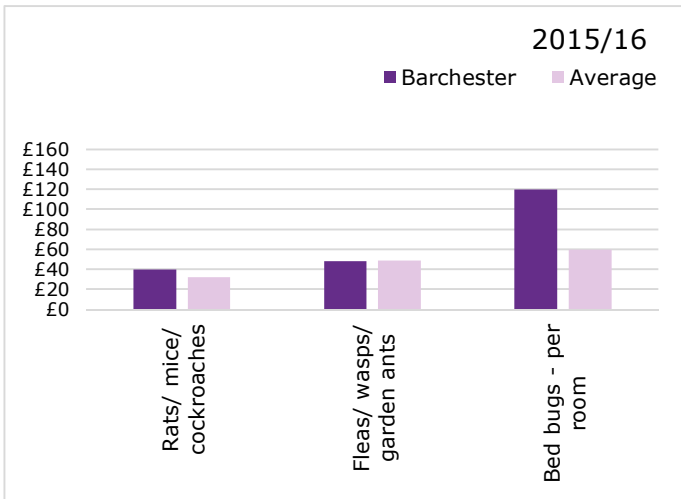
Miscellaneous - Sex Shops	Barchester	Average
2015/16	£4,295.10	£2,444.52
2016/17	na	£1,996.01



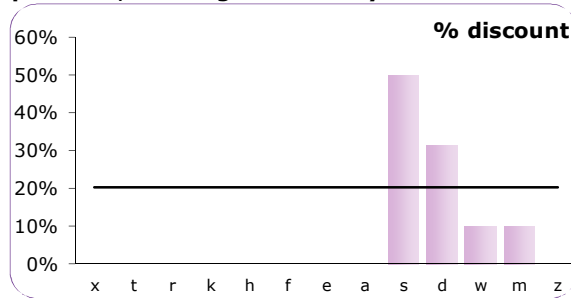
SECTION 5 - ENVIRONMENTAL HEALTH

Pest Control

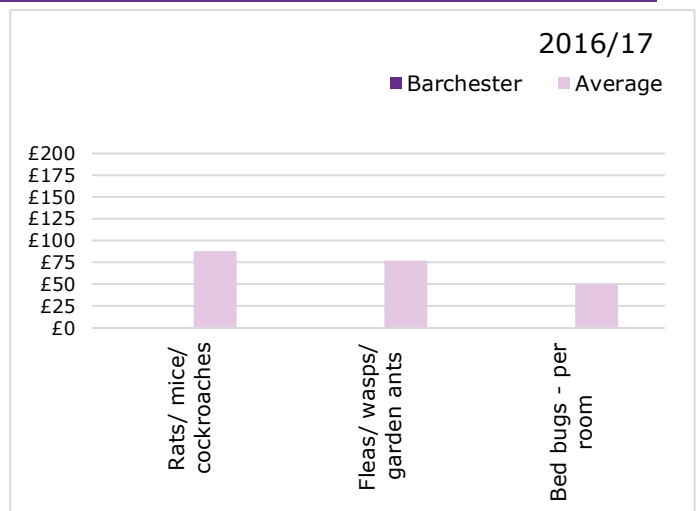
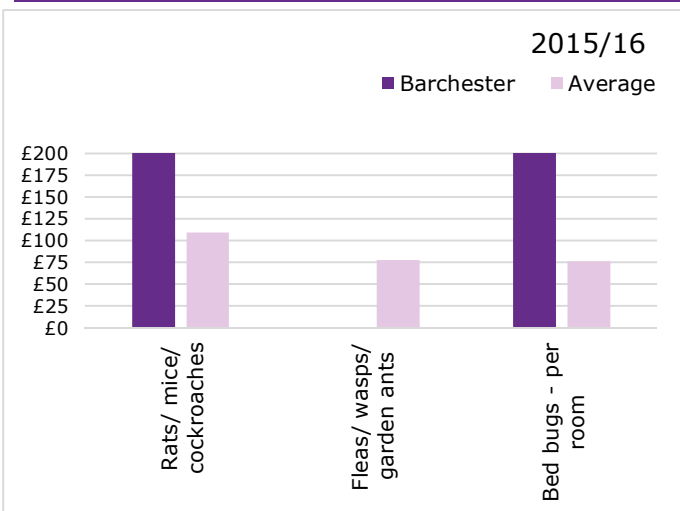
Domestic	Barchester 2015/16	Average 2015/16	Barchester 2016/17	Average 2016/17
Rats/mice/cockroaches	£40.00	£32.29	na	£36.50
Fleas/wasps/garden ants	£48.00	£48.98	na	£51.52
Bed bugs - per room	£120.00	£59.42	£160.00	£75.52



Concession rate if eligible for state pensions, Housing or Disability benefit

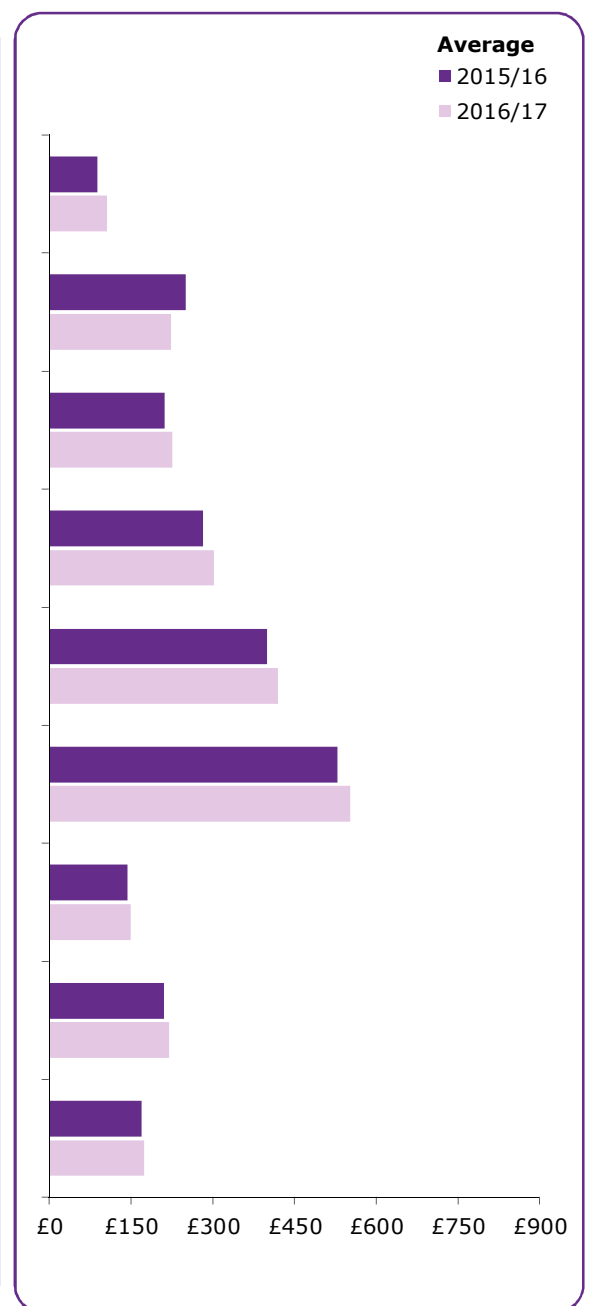
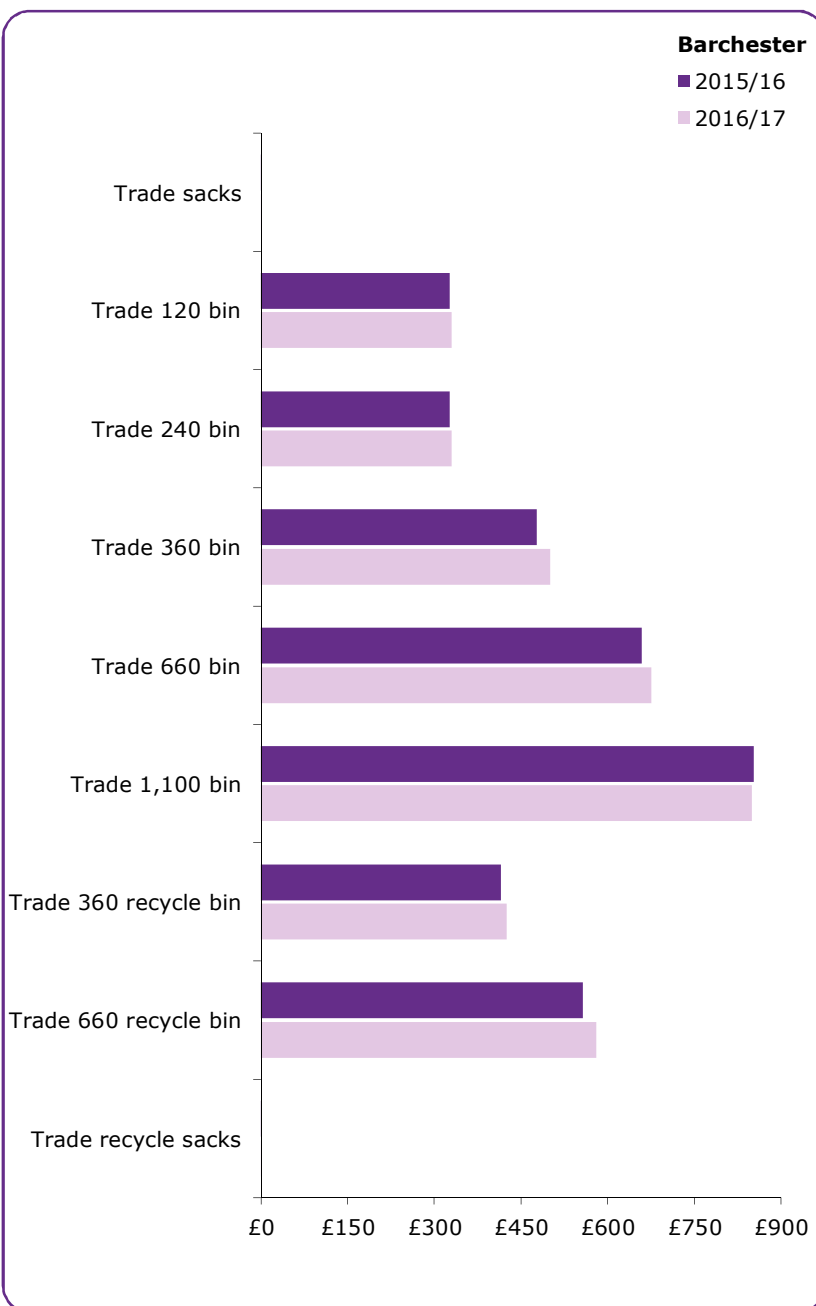


Commercial	Barchester 2015/16	Average 2015/16	Barchester 2016/17	Average 2016/17
Rats/mice/cockroaches	£200.85	£109.30	na	£87.85
Fleas/wasps/garden ants	na	£77.54	na	£76.72
Bed bugs - per room	£200.85	£76.29	na	£49.46

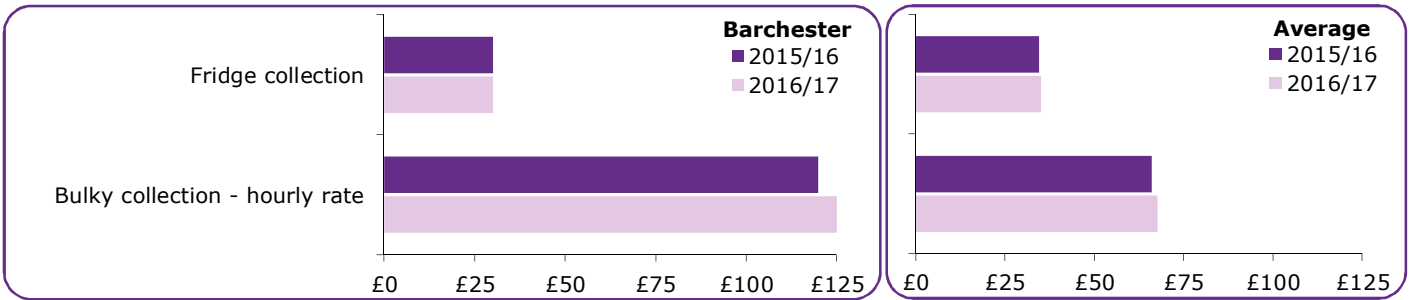


Refuse & Cleansing

Trade Waste Charges (per annum)	Barchester 2015/16	Average 2015/16	Barchester 2016/17	Average 2016/17
Trade sacks	£1.10	£87.99	£1.25	£106.34
Trade 120 bin	£326.56	£250.67	£330.00	£222.87
Trade 240 bin	£326.56	£211.18	£330.00	£225.09
Trade 360 bin	£476.84	£282.60	£500.00	£302.62
Trade 660 bin	£658.84	£399.04	£675.00	£419.06
Trade 1,100 bin	£852.28	£528.63	£850.00	£551.82
Trade 360 recycle bin	£415.48	£143.19	£425.00	£149.69
Trade 660 recycle bin	£556.92	£209.88	£580.00	£219.39
Trade recycle sacks	£0.66	£169.22	£0.75	£173.94

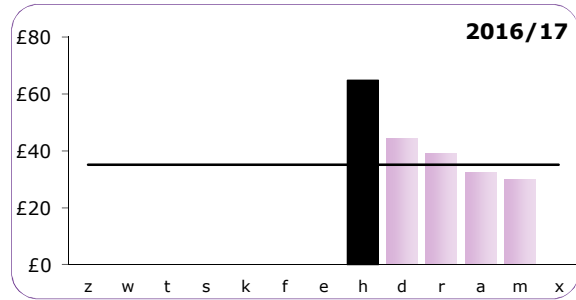
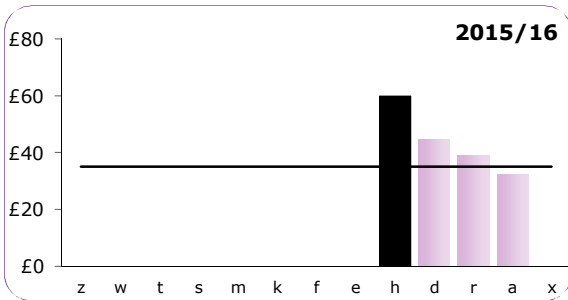


Miscellaneous Refuse Work	Barchester 2015/16	Average 2015/16	Barchester 2016/17	Average 2016/17
Fridge collection	£30.00	£34.50	£30.00	£35.09
Bulky collection - hourly rate	£119.93	£66.13	£125.00	£67.58

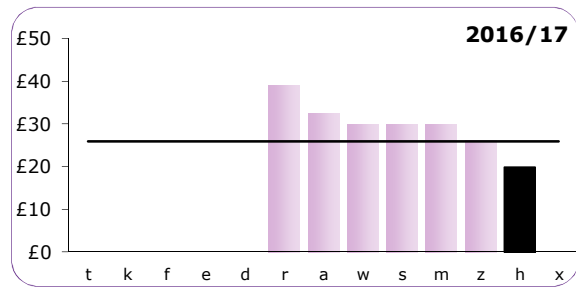
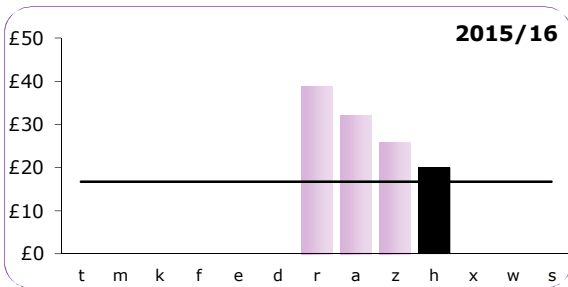


Domestic

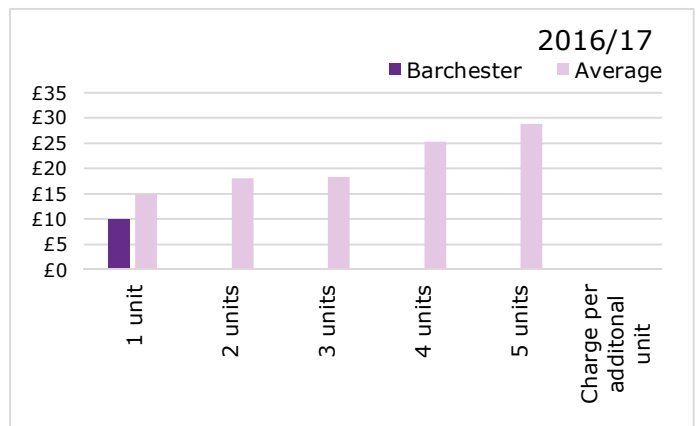
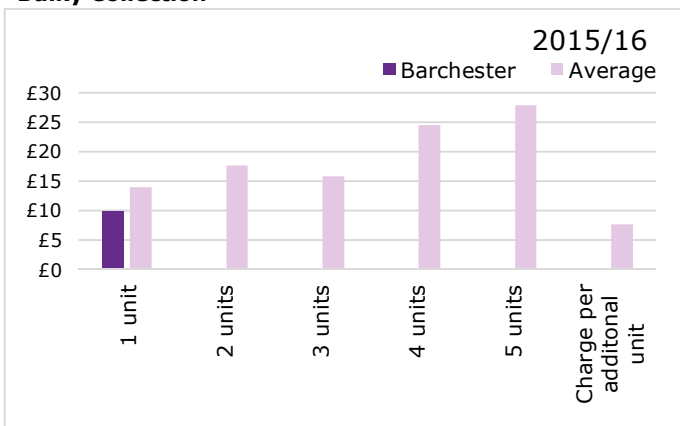
Domestic bin charges for commencing service	Barchester	Average
2015/16	£60.00	£35.10
2016/17	£65.00	£35.17



Green waste bin	Barchester	Average
2015/16	£20.00	£16.71
2016/17	£20.00	£25.98



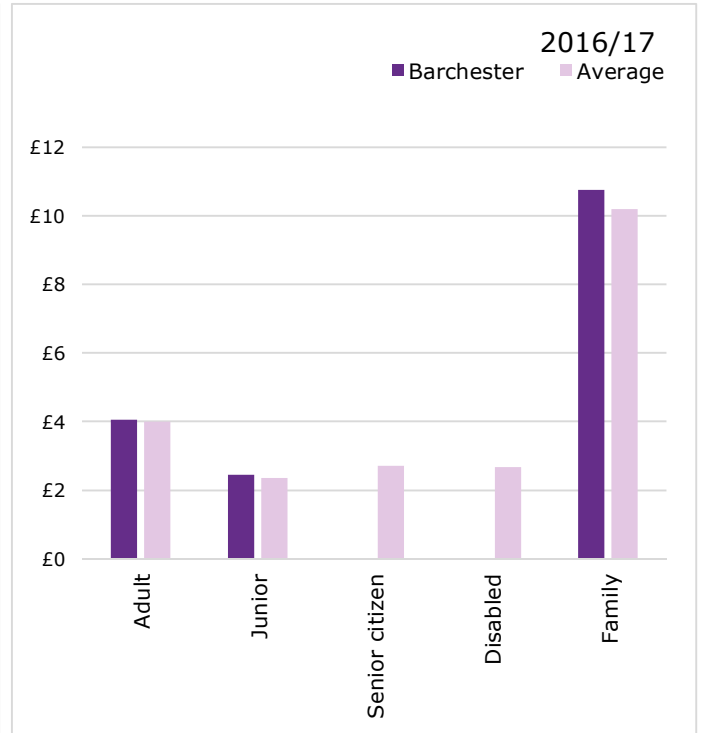
Bulky Collection



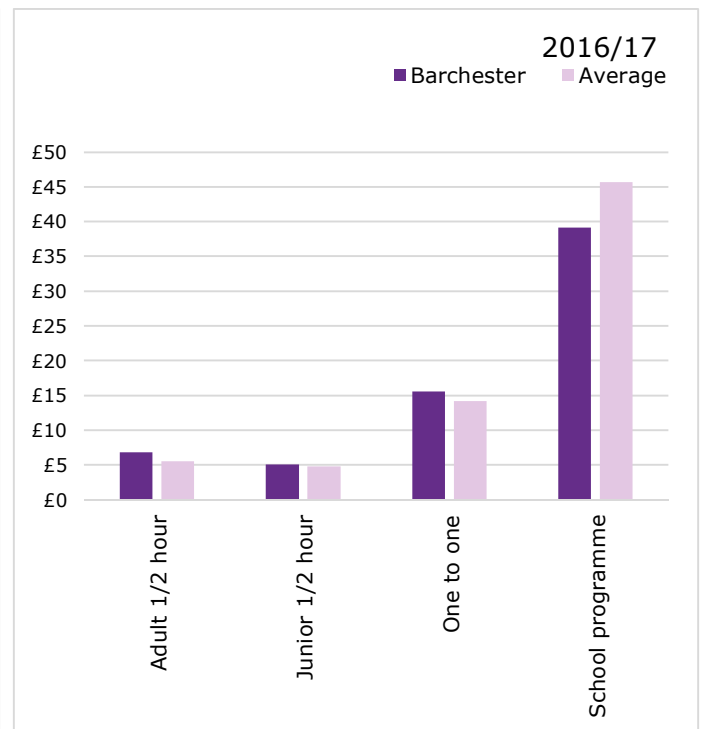
SECTION 6 - LEISURE, CULTURE AND YOUNG PEOPLE PORTFOLIO

Health & Wellbeing

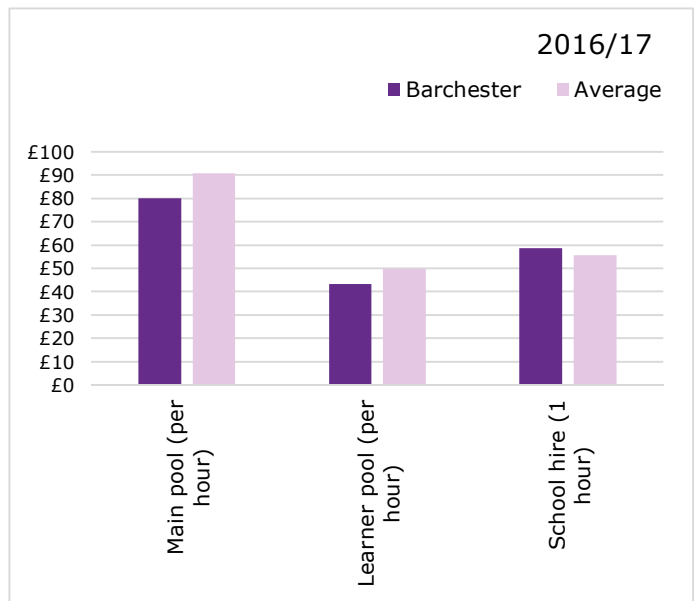
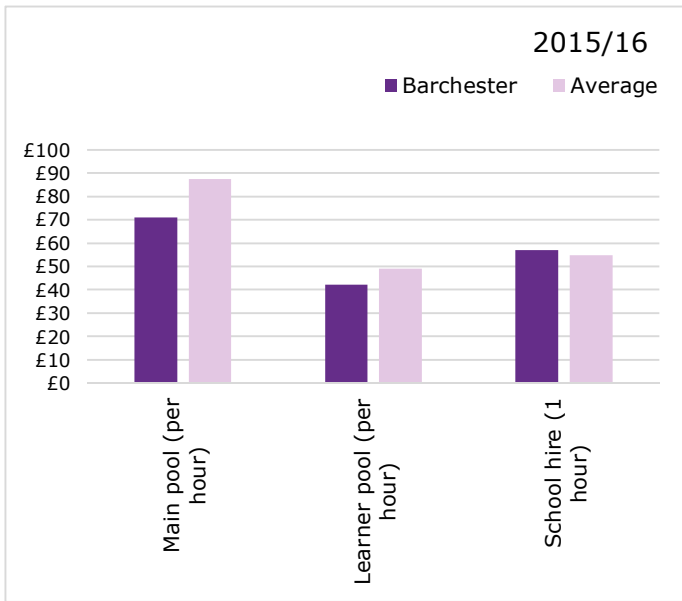
Swimming



Swimming Instruction

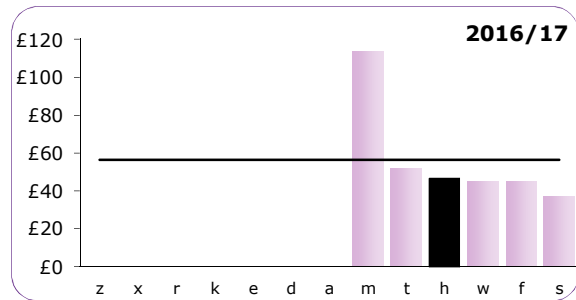
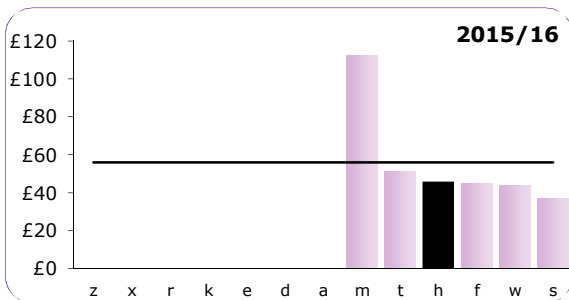


Pool Hire

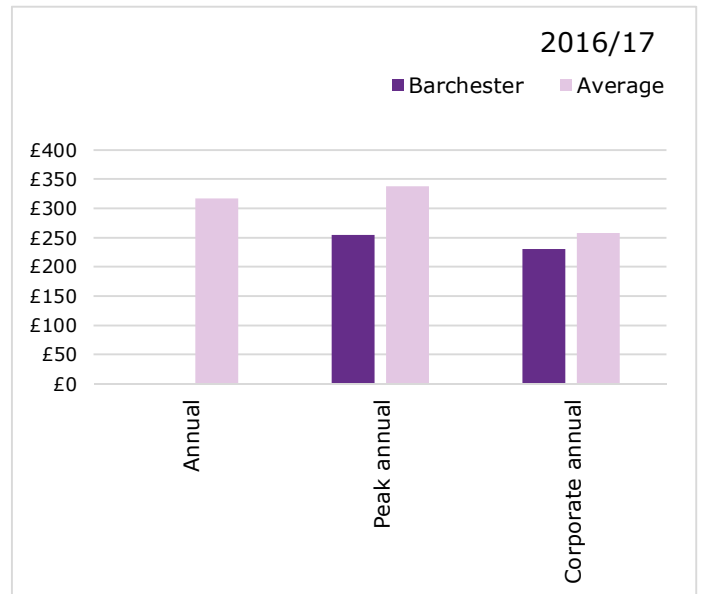


Room Hire - Sports Hall

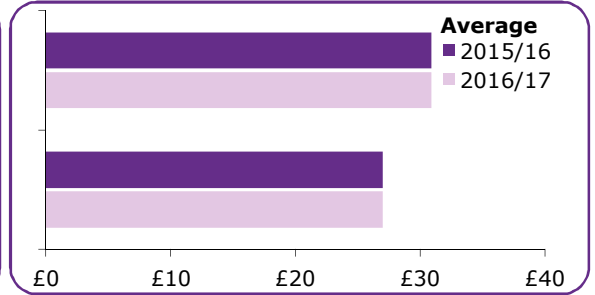
Casual	Barchester	Average
2015/16	£45.70	£55.93
2016/17	£46.85	£56.60



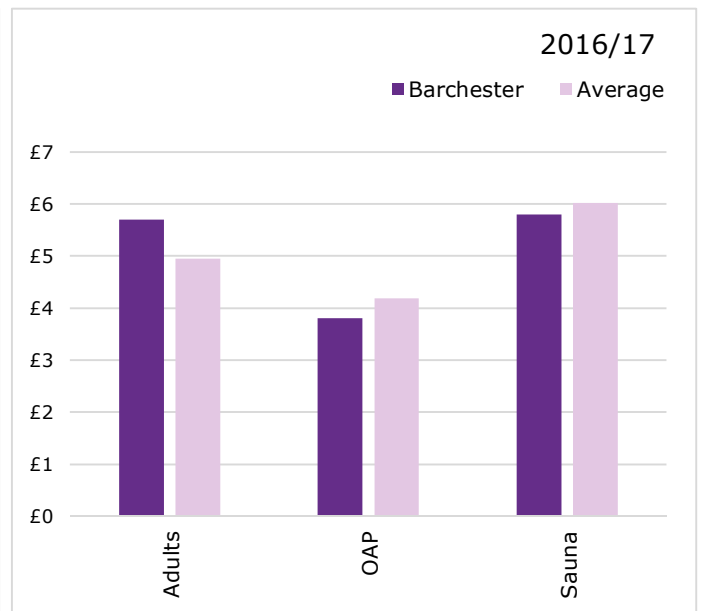
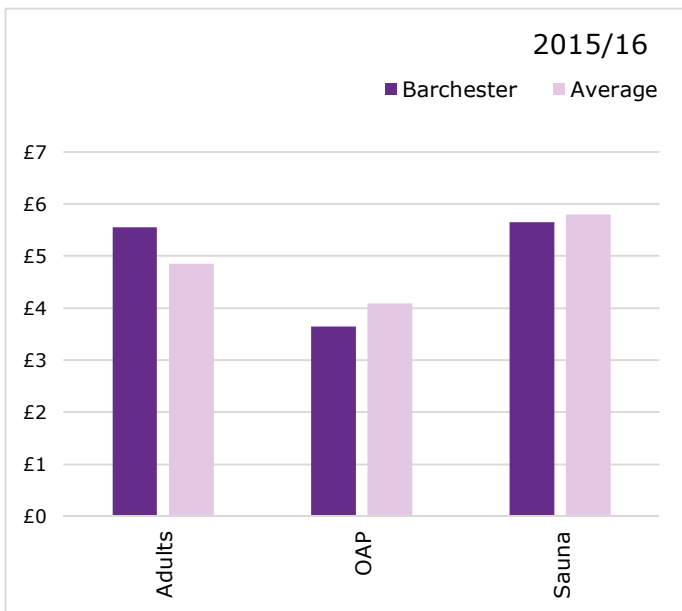
Memberships



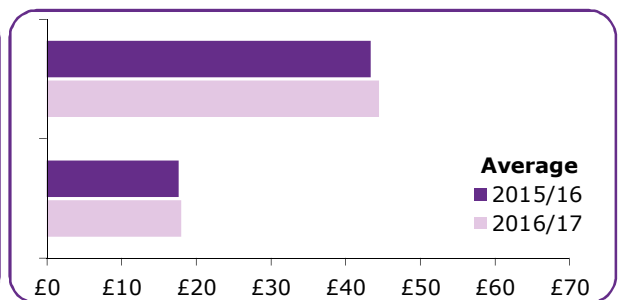
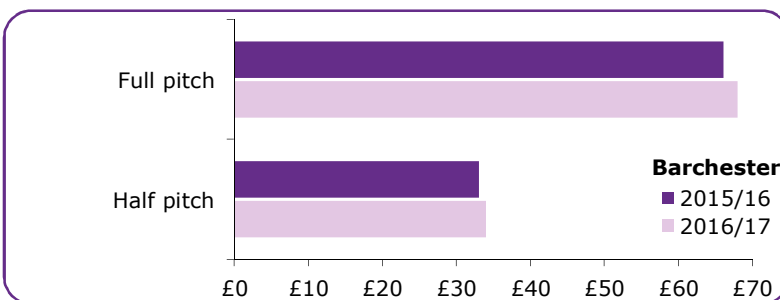
Direct Debit Monthly Memberships	Barchester 2015/16	Average 2015/16	Barchester 2016/17	Average 2016/17
Peak	£30.50	£30.91	£30.50	£30.92
Off-peak	£23.00	£27.00	£23.00	£27.00



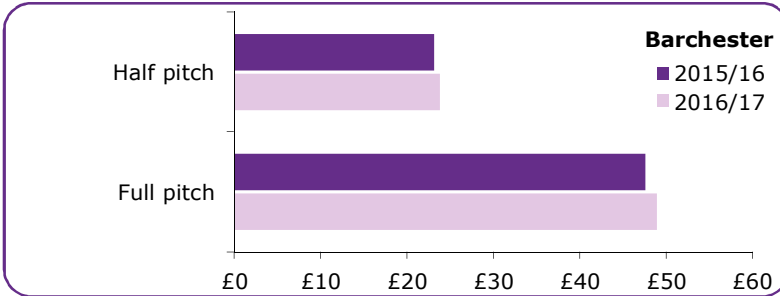
Fitness Classes



Pitch Hire	Barchester 2015/16	Average 2015/16	Barchester 2016/17	Average 2016/17
Full pitch	£66.10	£43.37	£68.00	£44.50
Half Pitch	£33.05	£17.68	£34.00	£18.00

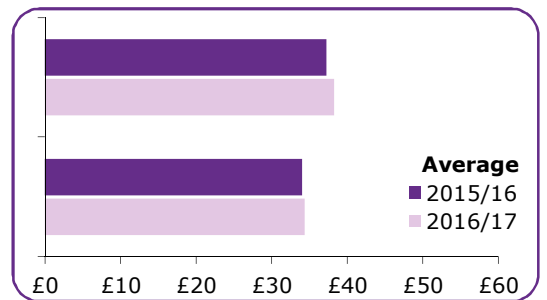
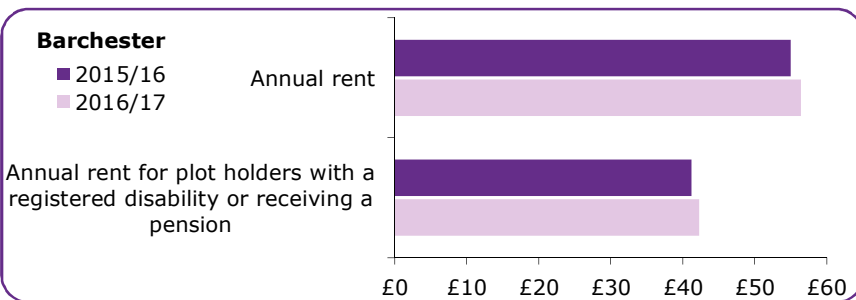


Weekend	Barchester 2015/16	Average 2015/16	Barchester 2016/17	Average 2016/17
Half Pitch	£23.10	£23.10	£23.80	£23.80
Full Pitch	£47.60	£42.42	£48.90	£43.48



Other Leisure Charges

Allotments	Barchester 2015/16	Average 2015/16	Barchester 2016/17	Average 2016/17
Annual Rent	£55.00	£37.21	£56.40	£38.30
Annual rent for plot holders with a registered disability or receiving a pension	£41.25	£34.05	£42.30	£34.40



SECTION 7 - REGENERATION PORTFOLIO

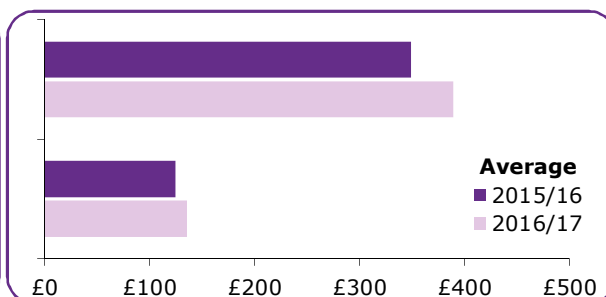
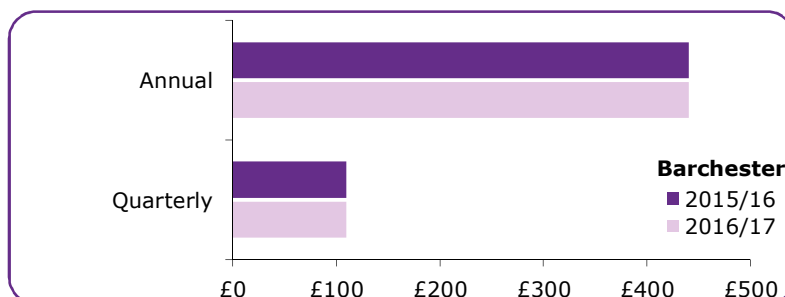
Business Centre

Conference Room Charges	Barchester 2015/16	Average 2015/16	Barchester 2016/17	Average 2016/17
Large room - full day	na	£204.00	na	£204.00
Large room - half day	na	£107.50	na	£107.50
Medium room - full day	na	£176.67	na	£176.67
Medium room - half day	na	£95.00	na	£95.00
Small room - full day	na	£126.25	na	£126.25
Small room - half day	na	£64.50	na	£64.50

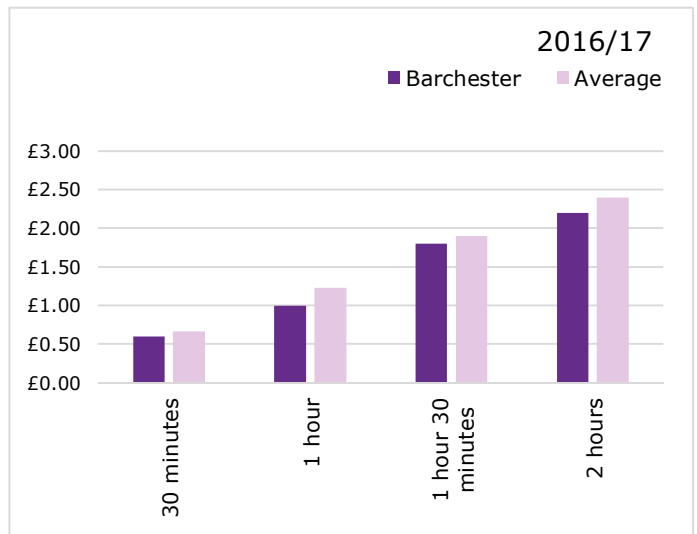
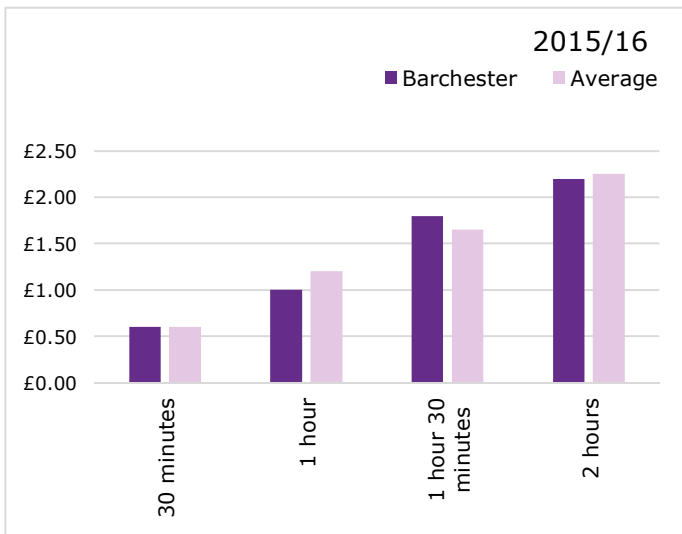


Parking

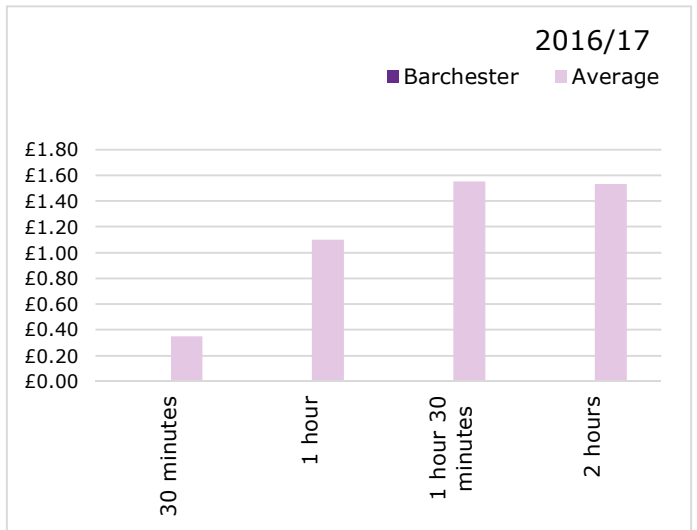
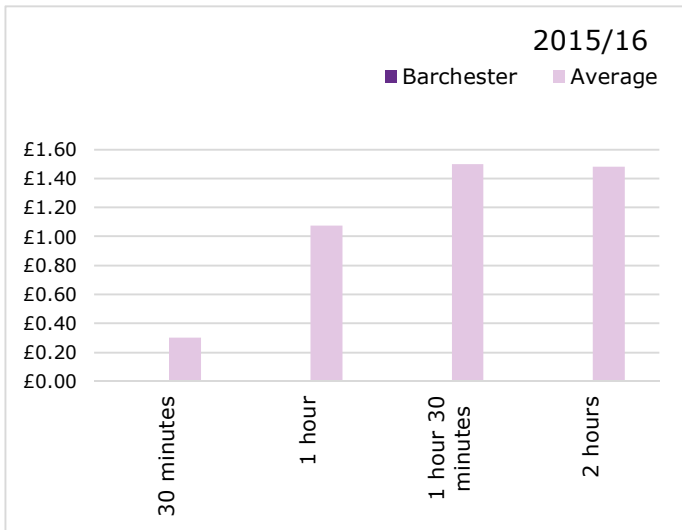
Contract Permits	Barchester 2015/16	Average 2015/16	Barchester 2016/17	Average 2016/17
Annual	£440.00	£348.79	£440.00	£389.06
Quarterly	£110.00	£124.50	£110.00	£135.60



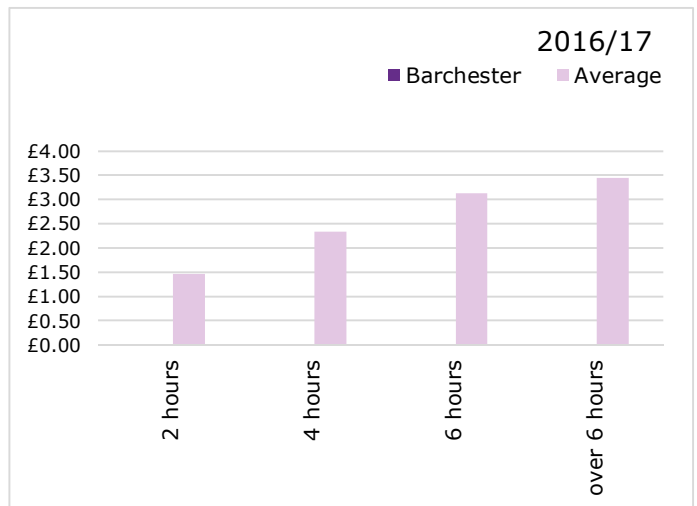
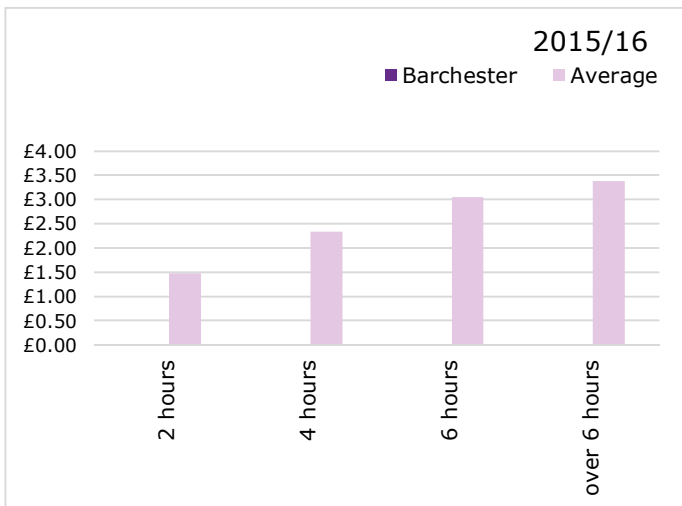
On-Street - Short-Stay Parking



Off-Street - Short-Stay Parking

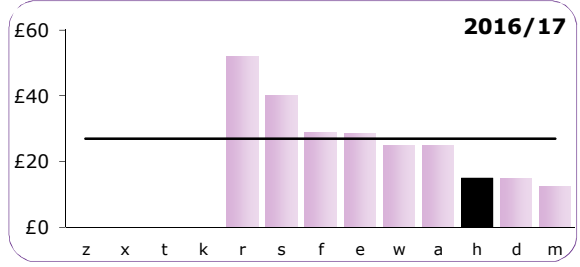
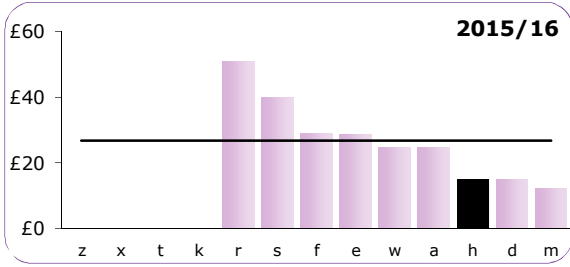


Off-Street - Long-Stay Parking

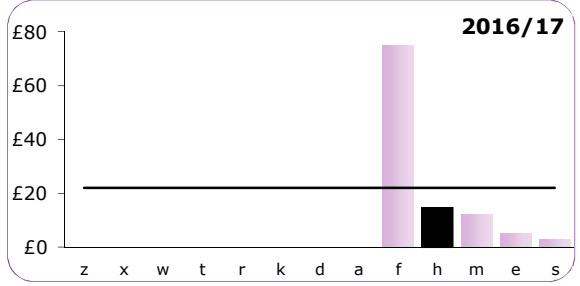
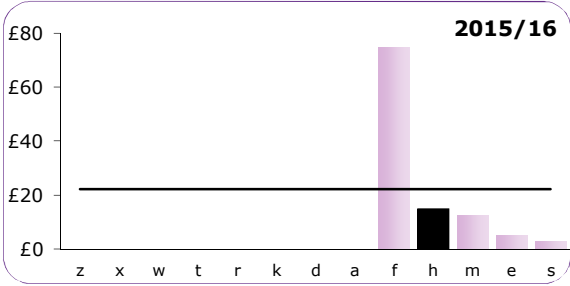


Residential Permits	Barchester 2015/16	Average 2015/16	Barchester 2016/17	Average 2016/17
Resident	£15.00	£26.79	£15.00	£26.90
Visitors	£15.00	£22.10	£15.00	£22.10
Business	£40.00	£164.89	£40.00	£165.22

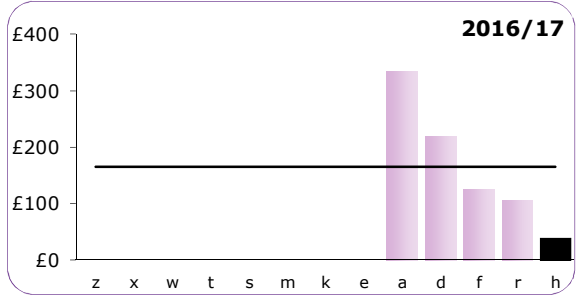
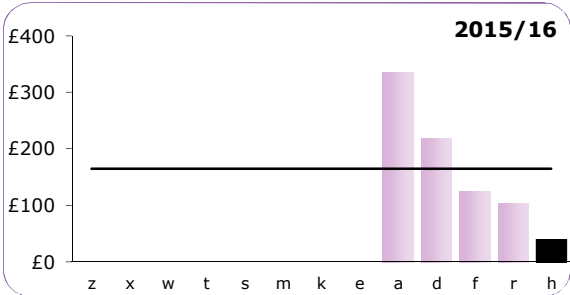
Resident Permit



Visitors Permit



Business Permit



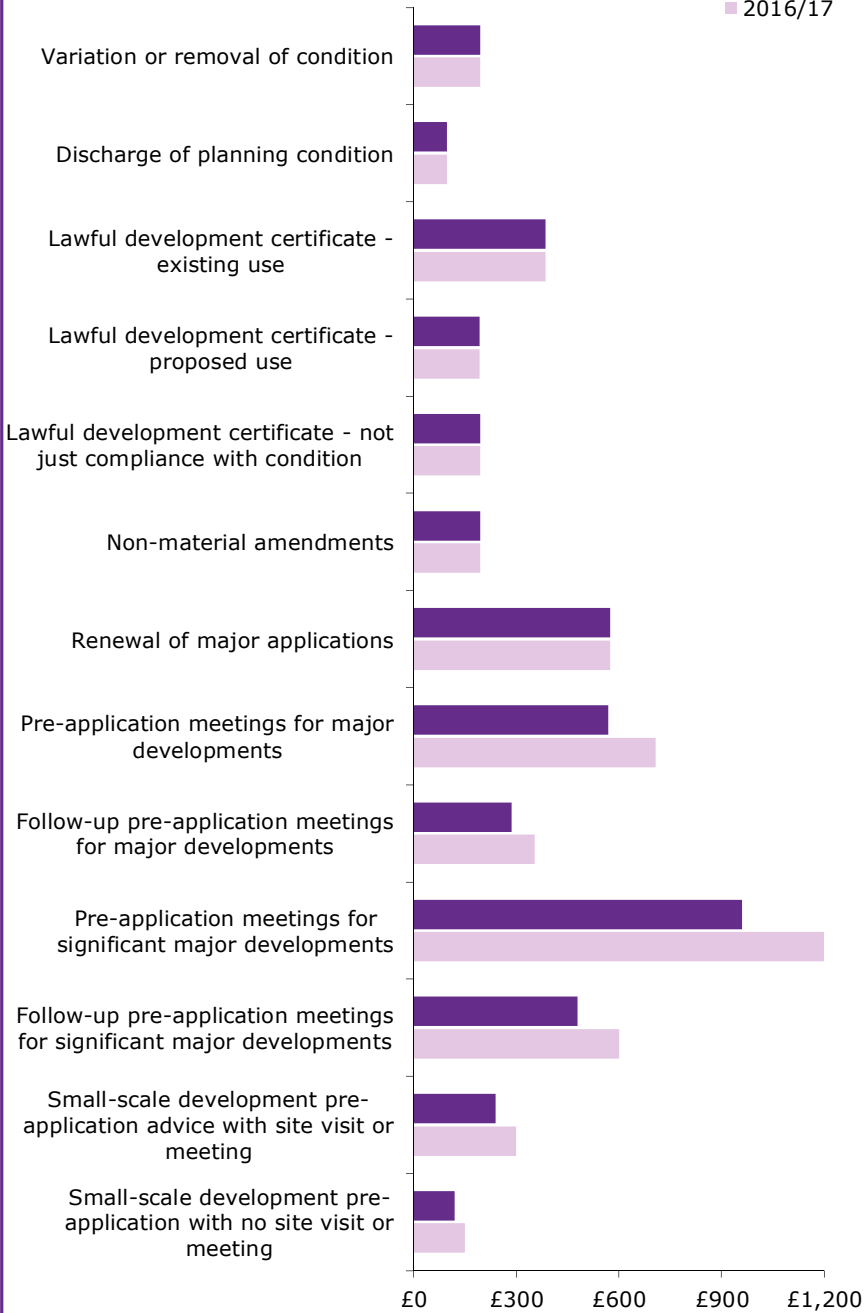
Development Control

Other Charges	Barchester 2015/16	Average 2015/16	Barchester 2016/17	Average 2016/17
Variation or removal of condition	£195.00	£195.00	£195.00	£195.00
Discharge of planning condition	£97.75	£101.96	£97.75	£115.25
Lawful development certificate - existing use	£385.00	£290.00	£385.00	£271.00
Lawful development certificate - proposed use	£192.50	£145.00	£192.50	£161.67
Lawful development certificate - not just compliance with condition	£195.00	£195.00	£195.00	£182.81
Non-material amendments	£195.00	£153.25	£195.00	£153.25
Renewal of major applications	£575.00	£411.43	£575.00	£411.43
Pre-application meetings for major developments	£568.80	£488.69	£708.00	£595.63
Follow-up pre-application meetings for major developments	£285.60	£238.83	£354.00	£259.25
Pre-application meetings for significant major developments	£960.00	£743.33	£1,200.00	£812.86
Follow-up pre-application meetings for significant major developments	£480.00	£344.00	£600.00	£378.29
Small-scale development pre-application advice with site visit or meeting	£240.00	£187.33	£300.00	£232.86
Small-scale development pre-application with no site visit	£120.00	£115.33	£150.00	£128.33

Other Charges

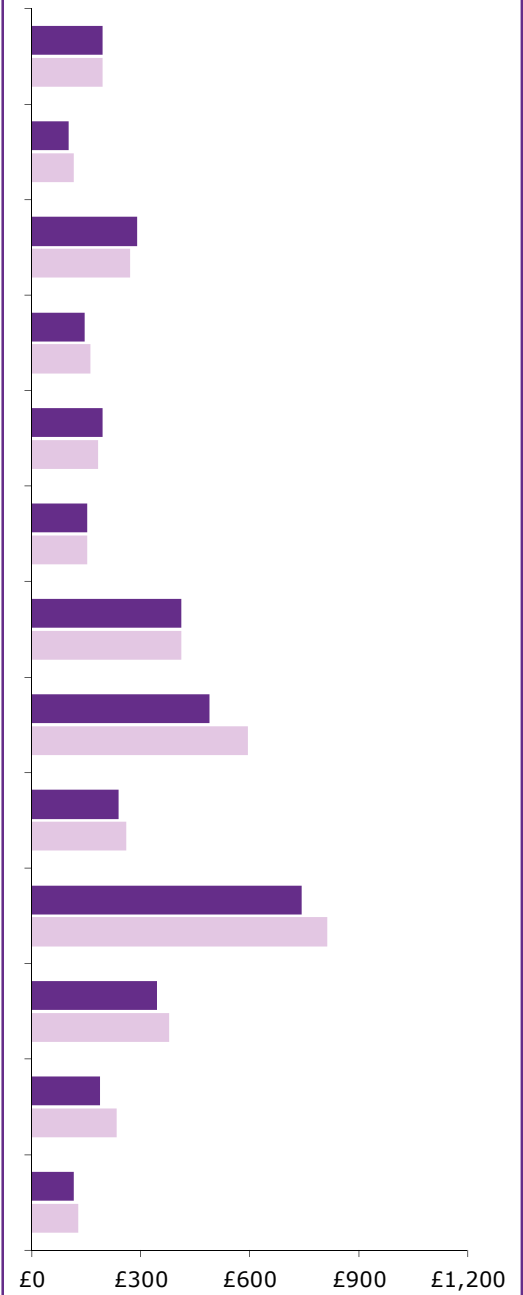
Barchester

■ 2015/16
■ 2016/17



Average

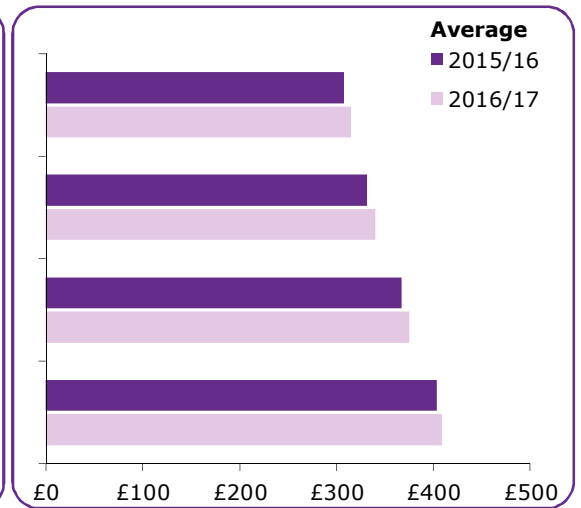
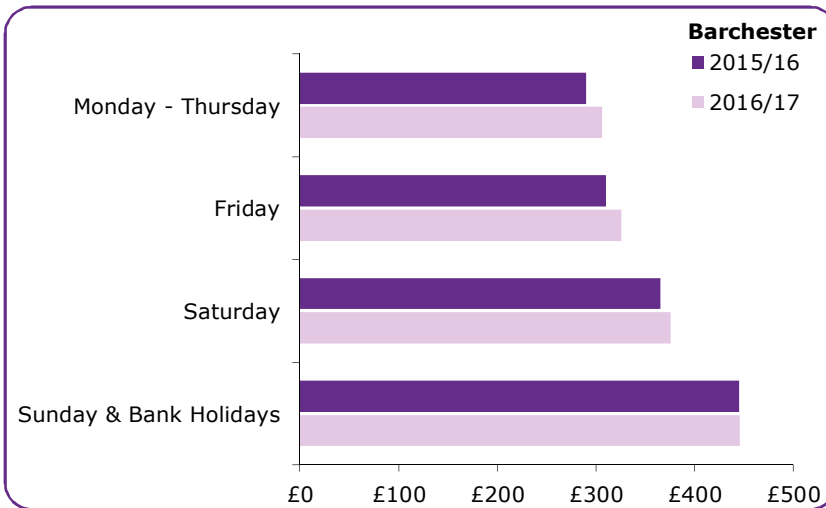
■ 2015/16
■ 2016/17



SECTION 8 - RESOURCES PORTFOLIO

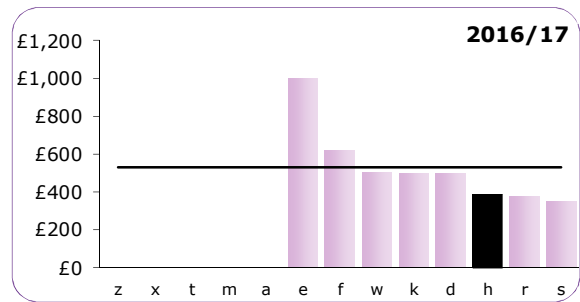
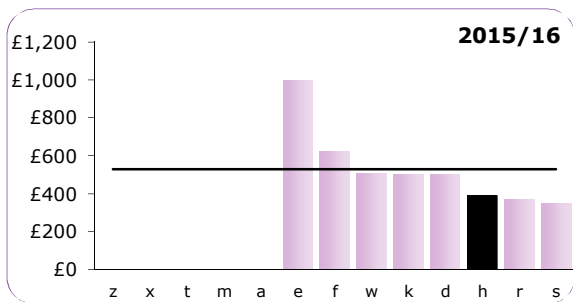
Registration Services & Other

Marriages (Approved Premises)	Barchester 2015/16	Average 2015/16	Barchester 2016/17	Average 2016/17
Monday - Thursday	£290.00	£307.50	£306.00	£315.25
Friday	£310.00	£331.25	£326.00	£340.25
Saturday	£365.00	£367.50	£376.00	£375.25
Sunday & Bank Holidays	£445.00	£403.75	£446.00	£409.00

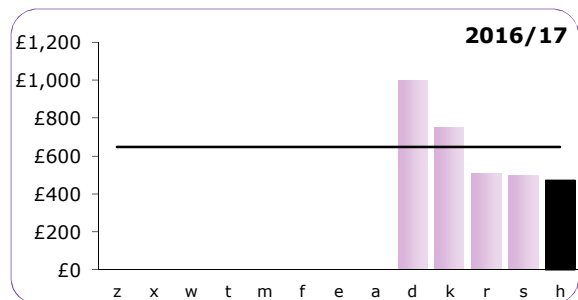
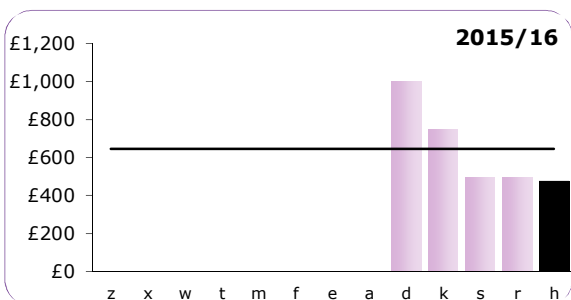


Legal Services - Section 106 Agreements

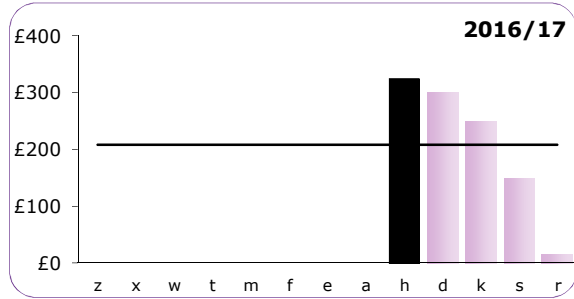
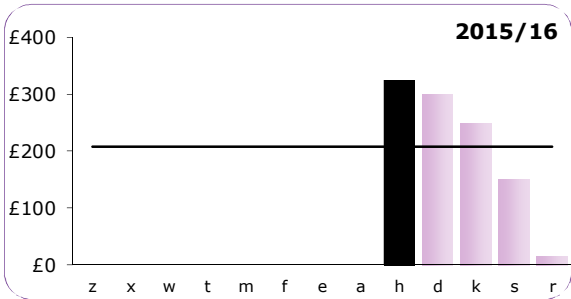
Standard	Barchester	Average
2015/16	£390.00	£529.50
2016/17	£390.00	£530.20



Complex	Barchester	Average
2015/16	£475.00	£645.00
2016/17	£475.00	£646.50



Assign/vary/sublet licenses	Barchester	Average
2015/16	£325.00	£208.10
2016/17	£325.00	£208.16



CIPFA is the leading professional accountancy body for public services, whether provided by the public or private sectors. It provides education and training in accountancy and financial management, and sets and monitors professional standards.

CIPFA also provides professional services to public sector organisations and managers. These include: statistical and technical information services, research services, consultancy, advisory networks and forums.

CIPFA holds more data on local government performance than any other organisation in the world and our Corporate Services Benchmarking Clubs are the market leader in local government benchmarking, with high levels of participation and customer satisfaction. Our detailed reports, databases, and interactive tools provide you with solid evidence to support decisions on budget and improvement.

We also do...

In addition to, Debtors other Benchmarking Clubs include Accountancy, Banking, Creditors, Payroll and Treasury Management.

We also provide other Debtors related services through CIPFAstats and TISonline.

To learn more about other benchmarking clubs in areas such as Adult Social Care, Children's Services and Customer Contact, or to see our Value for Money indicator stream, please see our website:

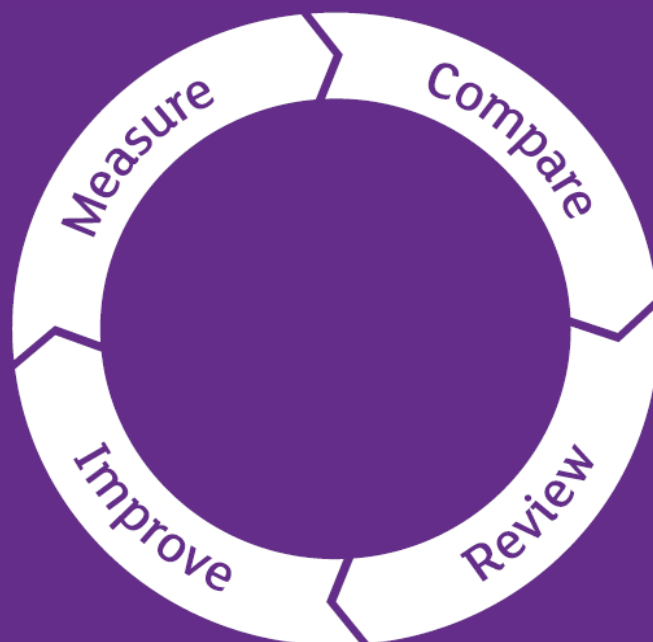
www.cipfa.org/services/benchmarking

Contact us

To find out more about our other Corporate Services Benchmarking Clubs please visit our website:

www.cipfa.org/corporateservices

For more information about how CIPFA Benchmarking can help your organisation or to sign up today contact:
E: customerliaison@cipfa.org T: 020 7543 5600



CIPFA | The Chartered Institute of
Public Finance & Accountancy

Registered office:

CIPFA Business Limited, 77 Mansell Street, London E1 8AN

T: 020 7543 5600 F: 020 7543 5700

www.cipfa.org

CIPFA Business Limited, the trading arm of CIPFA that provides a range of services to public sector clients. Registered in England and Wales no. 2376684

